

COLLECTION CATALOGUE

# Open air culture

**pratic**

COLLECTION CATALOGUE

# Open air culture

**pratic**



## Open air culture



Cortometraggio  
"Diventare"

L'Italia del 1960, la sua vitalità e il desiderio di esplorare altri orizzonti hanno generato la motivazione che ancora oggi contraddistingue Pratic e le sue soluzioni per la vita outdoor.

Nei decenni, la scelta di progettare pergole di design e tende da sole si è sempre accompagnata alla convinzione che gli spazi esterni fossero essenziali per un naturale e pieno benessere dell'individuo.

La perfezione estetica è stata un obiettivo ma non l'unico, perché la strada da fare per raggiungerla ha indicato ulteriori e fondamentali ambizioni, quelle date dalla conoscenza unita alla responsabilità, dalla performance tecnica abbinata a una creatività concreta.

Con questi valori Pratic ha cambiato le regole dei luoghi dell'abitare e della convivialità: dentro e fuori ora dialogano ed esprimono, insieme, tutto il loro potenziale grazie a un progetto che ha messo la persona al centro. È la nostra filosofia: Open air culture.

## *Open air culture*



Short film  
"Diventare"

*In the vibrant spirit of 1960s Italy, the burning desire to explore new frontiers sparked the motivation that still characterizes Pratic and its innovative solutions for outdoor living today.*

*Throughout the decades, the decision to design signature pergolas and awnings has always been inextricably linked to the conviction that outdoor spaces play an essential role in fostering natural and holistic well-being for people.*

*Although aesthetic perfection has been an aspiration, it has never been the sole focus. The journey towards it unveiled more profound and pivotal ambitions – the ones fostered by the combination of knowledge and responsibility and the fusion of technical performance with tangible creativity.*

*By upholding these values, Pratic has revolutionized the norms of living spaces and conviviality. Now, the interior and exterior seamlessly interact, collectively expressing their full potential through a people-centered design approach. This is our philosophy: Open air culture.*

“Evolvere, innovare, diventare” sono parole ricorrenti in Pratic, e sono sempre seguite da fatti.

Dall’esordio con il modello *cappottina*, sono seguiti brevetti e studi che hanno consentito di realizzare la prima pergola bioclimatica, sintesi di design e armonia con gli elementi della natura.

Lo stesso impegno è stato dedicato alla realizzazione del quartier generale di Fagagna (Udine, Italia), esempio di architettura industriale collegata al paesaggio che lo ha più volte accolto: nel 2011 con il nuovo insediamento direzionale e produttivo, sette anni dopo con l’impianto di verniciatura a basso impatto ambientale, e nel 2022 con un sistema di stoccaggio delle materie prime completamente automatizzato. Scelte che si sono affiancate a una produzione che impiega materie prime rinnovabili, a tutela delle persone e della natura che le circonda.

È con questi fatti che Pratic è diventata un’azienda internazionale, dal 2023 parte del gruppo industriale europeo StellaGroup e da sempre fedele alla sua inconfondibile firma Made in Italy.

*“Evolve, innovate, and become” are not mere words at Pratic; they drive our actions.*

*Since our inaugural dome awning model, we have continued to produce groundbreaking patents and pioneering research. This led to the creation of the first bioclimatic pergola, the embodiment of design and harmony with nature.*

*We applied the same dedication to building our headquarters in Fagagna, Udine, Italy. A model of industrial architecture, deeply connected with its surrounding landscape, which has seen continuous enhancements: a new administrative and production site in 2011, the introduction of a low-environmental-impact painting plant seven years later, and the deployment of a fully automated raw material storage system in 2022. Such conscious choices went hand-in-hand with a production process committed to using renewable raw materials, reflecting our dedication to protecting both people and nature.*

*These tangible impacts have propelled Pratic onto the international stage, leading the Company to join the European industrial group StellaGroup in 2023 while remaining true to its distinctive Made in Italy heritage.*

Pratic  
Headquarters

















FAGAGNA (UD), ITALY

25.500 MQ PRODUZIONE/PRODUCTION

1.200 MQ UFFICI/OFFICES

320 MQ SHOWROOM

27.020 MQ TOTALI/TOTAL

PROJECT

GEZA ARCHITETTURA - UDINE

AWARDS



**MIES ARCH**  
European Union Prize 2013

**6° Premio  
Marcello D'Olivo**



**Dedalo Minosse**







- 
- 9 Pergole in piano con lame  
*Flat pergolas with blades*
- 
- 61 Pergole in piano con telo  
*Flat pergolas with fabric*
- 
- 79 Coperture in piano con telo  
*Flat roofings with fabric*
- 
- 87 Pergole inclinate con telo  
*Inclined pergolas with fabric*
- 
- 101 Tende verticali  
*Vertical awnings*
- 
- 121 Tende a bracci  
*Arms awnings*
- 
- 143 Cappottine  
*Dome awnings*
- 
- 153 Glass Series  
*Glass Series*
- 
- 163 Pedane  
*Platforms*
- 
- 169 Living Series  
*Living Series*
- 
- 177 Optional  
*Optional*





# Pergole in piano con lame

## *Flat pergolas with blades*

TECHNICAL  
FEATURES  
→ P. 200

Una struttura con lame frangisole che sfrutta gli elementi naturali, come sole e vento, per ottenere le condizioni ideali di luce, ricircolo d'aria e temperatura. Il comfort unico delle pergole bioclimatiche Pratic è generato dal movimento della loro copertura in alluminio, che permette di combinare in modo eccellente le necessità di apertura e protezione. I dehors residenziali e Ho.Re.Ca. sono valorizzati, diventando fruibili e accoglienti durante tutto l'anno, grazie a complementi come vetrate panoramiche, illuminazione e tende verticali. Autentici ambienti di benessere, sempre originali e personalizzabili: dalle configurazioni alle cromie, dalle automazioni domotiche alla più completa gamma di optional.


This structure, equipped with sunshading blades, harnesses the power of natural elements such as sun and wind to create optimal conditions for light, air circulation, and temperature. The unique comfort offered by Pratic's bioclimatic pergolas is the result of their dynamic aluminum roof, which masterfully balances the need for openness with the need for shelter. Outdoor spaces, whether residential or hospitality, are enhanced and made available all year round thanks to panoramic glass windows, lighting, and drop-down awnings. Each space becomes a wellness temple, always original and fully customizable: from the layout and color palette, smart home integrations, and a wide range of optional features.

Tecnologia bioclimatica,  
per un comfort naturale

Bioclimatic technology,  
for a natural comfort



BIOCLIMATIC  
TECHNOLOGY




LED LINE

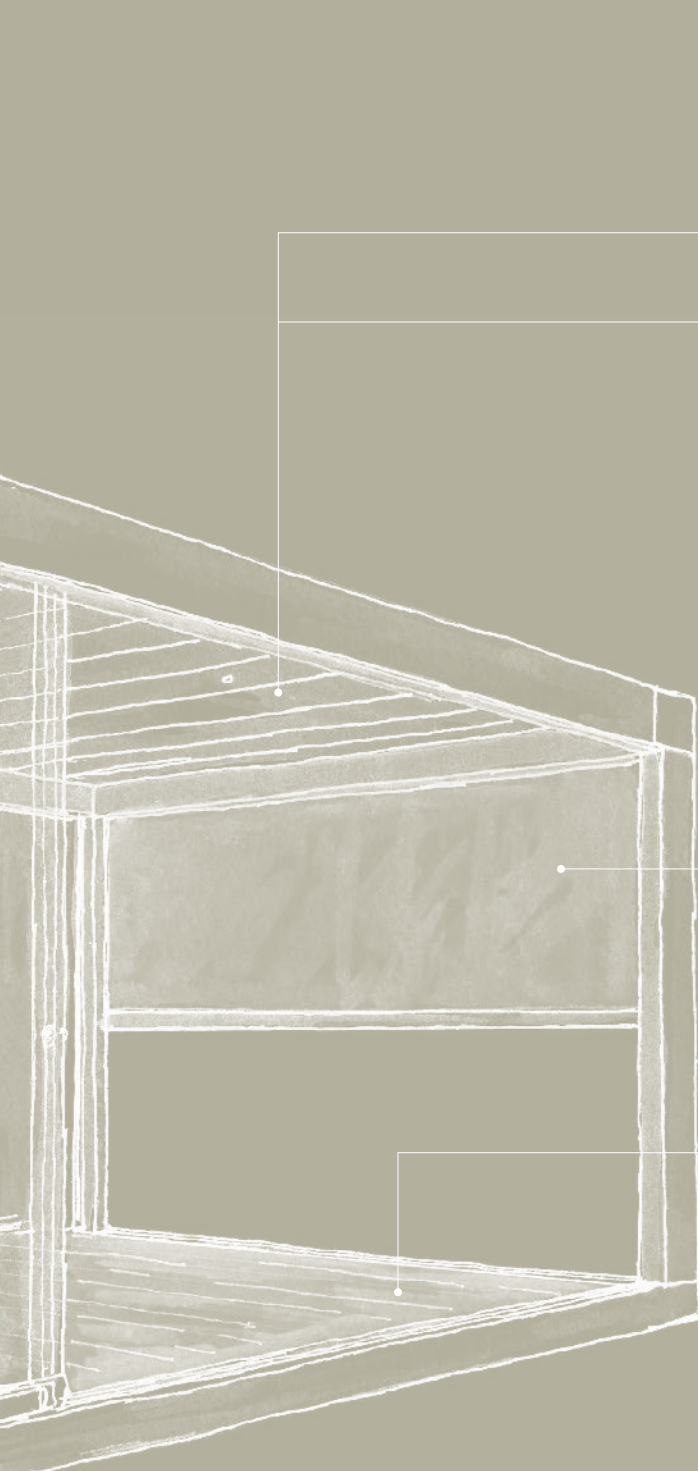


STEP LIGHT



GLASS SERIES





QUADRA LIGHT

SPOT LIGHT

RASO

SET

Personalizzabili nelle dimensioni, nelle finiture e con un'ampia gamma di accessori, le pergole bioclimatiche permettono di beneficiare del sole e del vento grazie alla movimentazione delle lame che modulano la luce e regolano il passaggio dell'aria. Contribuiscono in questo modo a ridurre i consumi energetici e favoriscono il benessere dell'individuo.

*Customizable in dimensions, finishes and with a wide range of accessories, bioclimatic pergolas make it possible to benefit from sun and air thanks to the blades' operation, which adjust light intake and air circulation. This helps to reduce energy consumption and promote people's well-being.*





OSTUNI (ITALY) OSTUNI MIRROR, TRULLO AND MIRROR HOUSE



















CONCEPT: SANTORINI (GREECE) LUXURY SEA VIEW RESIDENCE











CONCEPT: TUSCANY (ITALY) EXCLUSIVE VILLA IN THE TUSCAN HILLS




















CONCEPT: HVAR (CROATIA) ROOFTOP HOTEL













SAPPADA (ITALY) MONDSCHN, A TASTE OF THE DOLOMITES RESTAURANT






























CASTELLINA IN CHIANTI (ITALY) LOCANDA LE PIAZZE ECO BOUTIQUE HOTEL









(SWEDEN) BALTIC SEA HOUSE







NISCEMI (ITALY) WINE RELAIS FEUDI DEL PISCIOTTO







# Pergole in piano con telo

## *Flat pergolas with fabric*

TECHNICAL  
FEATURES  
→ P. 210

Leggere e versatili, le pergole con telo Pratic sono studiate per concedere massima adattabilità ai più diversi contesti open air. Il design dei profili in alluminio è essenziale, la copertura in PVC è impermeabile e resistente ai raggi UV; quindi, ideale per proteggere ampie superfici outdoor da sole, calore e lievi precipitazioni. Automazioni domotiche modulano lo scorrimento del telo, da integrare con sistemi di illuminazione e raffinati sottoteli in tessuto che completano l'estetica della pergola. Massima libertà per le dimensioni e la customizzazione come anche per la messa in opera, grazie alla compatibilità con le pedane modulari Pratic.

Light and versatile, Pratic's pergolas with fabric cover are designed to offer maximum adaptability to diverse open-air contexts. The design of the aluminum profiles is minimalist, while the PVC roof is waterproof and UV-resistant, making it ideal for protecting large outdoor surfaces from sun, heat, and light rain. Home automation systems control the movement of the fabric cover, which can be integrated with lighting systems and fabric undercover that complete the pergola's aesthetics. Maximum freedom is allowed in terms of sizes, customization, and installation, thanks to compatibility with Pratic's modular platforms.





CASTEL GANDOLFO (ITALY) LA CULLA DEL LAGO HOTEL & RESTAURANT



















CONCEPT: ROVINJ (CROATIA) OUTDOOR LOUNGE BAR











CONCEPT: MIAMI (USA) VILLA WITH PATIO







# Coperture in piano con telo

## *Flat roofings with fabric*

TECHNICAL  
FEATURES  
→ P. 216

Con una struttura su misura in alluminio, le schermature in piano Pratic valorizzano gli spazi esterni contenuti tra due pareti o all'interno di cavedi. La copertura scorrevole in PVC è impermeabile: una qualità che consente di beneficiare dell'ambiente outdoor anche con piogge leggere. Completabili con illuminazione a LED, tettuccio protettivo e sottotelo in tessuto, queste coperture offrono un utilizzo pratico e intuitivo, tramite automazioni domotiche e sensori meteo che ne controllano il grado di apertura a seconda del comfort desiderato.

Featuring a custom aluminum structure, Pratic's flat roofing systems enhance the outdoor spaces nestled between two walls or inner courtyards. The sliding PVC roof is waterproof, ensuring the outdoor space remains usable even during light rainfall. Outfitted with LED lighting, a protective overhead shield, and a fabric underlay, these roofs are designed for practical and intuitive operation through home automation systems and weather sensors that control the degree of opening to achieve the desired comfort level.







CONCEPT: MARBELLA (SPAIN) VACANCY HOUSE BY THE SEA









CONCEPT: PARIS (FRANCE) SUNSET ROOFTOP RESTAURANT



# Pergole inclinate con telo

## *Inclined pergolas with fabric*

TECHNICAL  
FEATURES  
→ P. 220

Il design dinamico delle pergole inclinate Pratic proietta spontaneamente gli spazi di vita verso nuovi scenari open air. Addossate alla parete dell'edificio, queste connettono ambienti interni ed esterni attraverso una copertura in PVC impermeabile e dallo scorrimento automatizzato. Affiancando più moduli, la struttura può raggiungere anche ampie dimensioni, mantenendo sempre un'estetica ordinata e raffinata, da personalizzare con la palette cromatica e gli optional Pratic. Tende verticali e sistemi d'illuminazione ottimizzano comfort e praticità, mentre la compatibilità con le pedane modulari permette di realizzare un ambiente dallo stile ricercato.

The dynamic design of Pratic's sloped pergolas effortlessly extends living spaces into new open-air vistas. Adjoined to the building's wall, these pergolas bridge the indoors and outdoors through a waterproof automated sliding PVC roof. Using multiple modules side by side, the structure can be expanded considerably while maintaining a neat and sophisticated look, further customizable with Pratic's color palette and optional features. The inclusion of drop-down awnings and lighting systems optimizes comfort and functionality. Compatibility with modular platforms opens up the possibility of crafting a space with an elegant style.







CONCEPT: BREMEN (GERMANY) COTTAGE WITH BLOOMING GARDEN









CONCEPT: DUBLIN (IRELAND) '63 LOUNGE COCKTAIL BAR





'63 Lounge Bar







CONCEPT: COLLIO (ITALY) WINERY & SHOP GREEN DEHORS







# Tende verticali

## *Vertical awnings*


TECHNICAL  
FEATURES  
→ P. 228

Poste a protezione di ambienti outdoor e superfici vetrate, le tende verticali Pratic generano un'elegante schermatura contro calore e raggi solari, regolando il comfort climatico e riducendo i consumi energetici. I tessuti tecnici, filtranti e oscuranti assorbono i raggi UV e la radiazione termica, oltre a regalare una piacevole privacy a ogni ora del giorno: i modelli più innovativi della collezione dispongono di LED dimmerabili che, alla sera, si riflettono sulla tenda impedendo la visuale a chi si trova all'esterno. Il caratteristico design minimale cela poi innovativi sistemi brevettati che garantiscono il perfetto tensionamento del telo in ogni posizione di apertura, anche in caso di brezze sostenute.

Serving as a shield for outdoor areas and glass surfaces, Pratic's drop-down awnings create an elegant barrier against heat and sun, managing climate comfort and reducing energy consumption. The sophisticated fabrics, with their technical, filtering, and darkening properties, absorb UV rays and thermal radiation while simultaneously providing a welcome sense of privacy at any at any time of day. The collection's most innovative models come equipped with dimmable LEDs that cast a glow on the awning in the evening, preventing visibility from the outside. Beneath the minimalist design lies a patented system that ensures flawless fabric tensioning in any open position, even in the case of heavy breezes.

Tende verticali  
ideate per il comfort

Vertical awnings  
designed for comfort



SOLAR SHADING



LED LINE



POWER  
SPRING  
SYSTEM



MAGNETIC  
LOCK  
SYSTEM


Le tende verticali da esterno rispondono alle esigenze di schermatura di qualsiasi superficie vetrata, offrendo un comfort termico ideale per gli ambienti indoor. In base alle necessità di ombreggiatura, è possibile scegliere tra tessuti tecnici, filtranti o oscuranti che assorbono il calore dei raggi UV e riducono i consumi energetici di riscaldamento e climatizzazione.

*Outdoor vertical awnings meet the shading needs of any glazed surface, thus ensuring ideal thermal comfort in any indoor environment. Depending on the shading needs, it is possible to choose among technical, filter or darkening fabrics, which absorb the heat of UV rays while reducing energy consumption for heating and air conditioning.*















CONCEPT: (ITALY) RESIDENTIAL BUILDING










**T-BOX CABLES**



**T-BOX ZIP**










CONCEPT: (ITALY) LIVING ROOM TERRACE





FAGAGNA (ITALY) PRATIC HQ





UDINE (ITALY) FABRIC STORE WINDOWS





# Tende a bracci

## *Arms awnings*

TECHNICAL  
FEATURES  
→ P. 242

Le tende a bracci Pratic concentrano in una schermatura dall'ingombro ridotto tutto il comfort di ampi spazi d'ombra per la protezione di ambienti outdoor e superfici vetrate. La struttura in alluminio è progettata per ripiegarsi in uno spazio contenuto o all'interno di un box minimale che protegge bracci e telo dalle intemperie, e illumina il dehors con fasce di LED. Le automazioni domotiche consentono di regolare il grado di apertura della tenda che può raggiungere anche grandi dimensioni, mantenendo la tensione del telo e assoluta stabilità, attraverso l'azione di dispositivi brevettati che assorbono le sollecitazioni del vento. Ampissima la selezione di tessuti, per una protezione solare su misura.


Pratic's arm awnings, elegantly compact in design, offer the comfort of vast shaded areas to protect outdoor settings and glazed surfaces. The aluminum structure is ingeniously designed to retract into a minimal enclosure or box, safeguarding both the awning's arms and fabric from adverse weather while illuminating the outdoor area with LED strips. Home automation technologies facilitate controlling the awning's extension, spanning large areas while preserving fabric tension and unwavering stability. This is accomplished via patented mechanisms that absorb wind stress. A broad array of fabric choices offers tailored sun screening features.



Ricerca tecnologica per dar vita a nuovi  
spazi outdoor

Technological research for creating new  
outdoor spaces



LED LINE





SOLAR SHADING



VALANCE

Caratterizzate da un design minimale e da un alto livello tecnologico, le tende a bracci sono studiate nei minimi dettagli per valorizzare ogni progetto architettonico creando spazi outdoor protetti dal sole. A queste caratteristiche si uniscono ampie possibilità di personalizzazione tra cui dimensioni, colori, tessuti e illuminazione.

*With their minimalist design and their high-tech functionalities, folding arm awnings have been conceived down to the smallest detail to enhance any architectural project and create sun-protected outdoor spaces. Besides that, there are extensive customization options as for dimensions, colours, fabrics and lighting systems.*





CONCEPT: (BELGIUM) WOOD HOUSE























FINALE LIGURE (ITALY) SAN PIETRO PALACE HOTEL







CORTINA D'AMPEZZO (ITALY) BAITA PIÈ TOFANA RESTAURANT







ELLISSE



MUSA



CONCEPT: (ITALY) TOWNHOUSE



GRADO (ITALY) PRIVATE HOUSE



# Cappottine

## *Dome awnings*

TECHNICAL  
FEATURES  
→ P. 254

Simbolo di funzionalità ed estetica intramontabile, la tenda a cappottina rappresenta una vera icona dell'outdoor. Inventata e brevettata proprio da Pratic negli anni Sessanta, questa schermatura dalle inconfondibili linee bombate si rinnova oggi con automazioni domotiche e tessuti ad alte performance, che ne perfezionano resistenza, comfort e praticità di utilizzo. La struttura è in alluminio e, oggi come allora, l'applicazione del telo avviene in modo sartoriale, con cuciture di precisione. Anche il design si conferma quello del più autentico made in Italy: essenziale, ricercato, senza tempo. Per arredare le facciate di edifici storici e contemporanei.

A symbol of functionality and timeless appeal, dome awnings are a veritable outdoor icon. Designed and patented by Pratic in the 1960<sup>s</sup>, this distinctly contoured shading solution has been modernized with home automation systems and high-performance fabrics, thus enhancing its durability, comfort, and ease of use. The frame is made of aluminum, and just as in the past, the fabric is meticulously tailored and precision-stitched. The design embodies the essence of authentic Made in Italy - minimalistic, sophisticated, and timeless. It is the perfect decoration for the facades of both historical and contemporary buildings.







CAPRIVA DEL FRIULI (ITALY) CASTELLO DI SPESSA WINE RESORT & SPA

















# Glass Series

## *Glass Series*


TECHNICAL  
FEATURES  
→ P. 258

Glass Series è il sistema di vetrate panoramiche progettato e ingegnerizzato da Pratic per la chiusura di pergole e spazi semiaperti, come porticati e verande. La struttura essenziale in vetro temprato assicura massima visibilità verso l'esterno, luminosità e protezione contro pioggia, vento e rumore. Dimensioni e configurazioni ad hoc si abbinano a una selezione di accessori in acciaio INOX e a una gamma di finiture che spaziano dalle versioni perfettamente trasparenti a originali lavorazioni di design, offrendo una schermatura completa che permette di beneficiare degli ambienti open air in qualsiasi stagione.

The Glass Series, designed and engineered by Pratic, is a panoramic glazing system created to enclose pergolas and semi-open spaces like porches and verandas. Its minimalist tempered glass structure offers maximum visibility while ensuring brightness and protection against rain, wind and noise. The system is customizable in sizes and configurations. It can be combined with a selection of stainless steel accessories and a range of finishes, from perfectly transparent ones to unique design elements, creating a complete screening solution. This allows enjoying the benefits of open-air environments in any season.









OSTUNI (ITALY) HOUSE IN THE APULIAN COUNTRYSIDE





CASTELLINA IN CHIANTI (ITALY) LOCANDA LE PIAZZE ECO BOUTIQUE HOTEL







CONCEPT: HVAR (CROATIA) ROOFTOP HOTEL



# Pedane

## *Platforms*

TECHNICAL  
FEATURES  
→ P. 260

Outdoor impeccabile fin dalla base, con una pedana su misura che favorisce l'installazione della pergola. Elemento strutturale e di design, le pedane Pratic godono di un sistema di compensazione modulare che risolve pendenze e dislivelli del terreno, ricreando una superficie planare. I profili in alluminio sono illuminati da LED bianchi o RGB e customizzabili con infinite opzioni cromatiche, mentre il piano calpestabile è compatibile con qualsiasi finitura per esterni desiderata. Una soluzione concepita per vivere in modo autonomo o in abbinamento alle pergole Pratic, a cui si lega indissolubilmente, facilitando anche l'installazione di vetrate panoramiche.

Perfect outdoor spaces start from the ground up, with custom-made platforms that simplify pergola installation. Pratic's platforms serve both as a structural component and a design feature, boasting a modular leveling system that corrects slopes and uneven terrain, thus creating a flat surface. Illuminated by either white or RGB LEDs, the aluminum profiles can be customized with a wide variety of color options, and the walkable surface can be matched to any chosen outdoor finish. This solution has been designed to operate independently or paired with Pratic pergolas, to which it seamlessly integrates, additionally easing the installation of panoramic glass enclosures.






CONCEPT: AMSTERDAM (NETHERLANDS) SKYLINE HOTEL





CONCEPT: ROVINJ (CROATIA) OUTDOOR LOUNGE BAR





# Living Series

## *Living Series*

TECHNICAL  
FEATURES  
→ P. 262

Per l'allestimento di pergole, terrazze e giardini di ogni tipologia nasce Living Series, la gamma di complementi d'arredo Pratic ideata per rendere gli ambienti open air ancora più confortevoli, eleganti e funzionali. Ogni elemento assicura ottime performance di resistenza e durevolezza, perché realizzato con l'utilizzo di materiali sostenibili e appositamente testati per l'utilizzo outdoor, quindi capaci di preservare le proprie qualità estetiche anche in caso di esposizione ai raggi UV, al maltempo e agli sbalzi termici. Collezioni ispirate alle ultime tendenze dell'interior design, con cui arredare nuovi e accoglienti living all'aria aperta.

The Living Series has been designed to furnish various outdoor spaces such as pergolas, terraces, and gardens. These Pratic's furniture accessories have been designed to enhance the comfort, elegance, and functionality of open-air environments. Each element guarantees excellent durability since it is manufactured using sustainable materials and tested specifically for outdoor use. These materials can retain their aesthetic qualities even under UV rays, harsh weather conditions, and temperature fluctuations. With collections inspired by the latest interior design trends, the Living Series offers the perfect solutions to create new and welcoming outdoor living spaces.





CONCEPT: ALPS (SWITZERLAND) LAKE DREAM WELLNESS & SPA













# Optional *Optional*

Per moltiplicare il comfort e la funzionalità di ogni schermatura, Pratic ha studiato un'innovativa linea di optional che abbina design e tecnologia, consentendo di sviluppare qualsiasi idea di outdoor. La collezione spazia dai complementi strutturali, sviluppati per migliorare le performance delle schermature, agli accessori che ne perfezionano l'estetica, fino alle automazioni con sensori meteo e sistemi di Home Automation, ideali per gestire ogni aspetto della copertura in modo pratico e anche da remoto. Soluzioni sempre personalizzabili per un dehors versatile e pienamente valorizzato.

Pratic has designed an innovative range of accessories that blend design and technology to boost the comfort and functionality of every shading solution. These options allow for the creation of any outdoor concept. The collection includes structural enhancements to boost the performance of the screens, aesthetic-improving accessories, as well as automated systems equipped with weather sensors and home automation technology, perfect for conveniently and remotely managing all aspects of the roof. These solutions are always customizable, ensuring a versatile and fully optimized outdoor setting.







LED LINE








**SPOT LIGHT**





QUADRA LIGHT







LED LINE






STEP LIGHT



SOCKETS AND USB

























Caratteristiche tecniche

*Technical features*

*Technische Eigenschaften*

*Caractéristiques techniques*

*Características técnicas*

**Index**

IT	EN
200 <b>Pergole in piano con lame</b> BRERA B, BRERA P, BRERA S, CARRERA P, CARRERA S, CONNECT, OPERA, VISION	200 <b>Flat pergolas with blades</b> BRERA B, BRERA P, BRERA S, CARRERA P, CARRERA S, CONNECT, OPERA, VISION
210 <b>Pergole in piano con telo</b> NOMO, PHOENIX AIR, PHOENIX FREE, RIALTO	210 <b>Flat pergolas with fabric</b> NOMO, PHOENIX AIR, PHOENIX FREE, RIALTO
216 <b>Coperture in piano con telo</b> ONE, TECNIC	216 <b>Flat roofings with fabric</b> ONE, TECNIC
220 <b>Pergole inclinate con telo</b> EVO, FUSION, INFINITY, LEVEL, LEVEL 63, META, MITO, STIL	220 <b>Inclined pergolas with fabric</b> EVO, FUSION, INFINITY, LEVEL, LEVEL 63, META, MITO, STIL
228 <b>Tende verticali</b> PE SERIES, T-BOX CABLES, T-BOX ZIP, T-LINE, T-LOOP, T-SQUARE, T-ZONE, X SERIES	228 <b>Vertical awnings</b> PE SERIES, T-BOX CABLES, T-BOX ZIP, T-LINE, T-LOOP, T-SQUARE, T-ZONE, X SERIES
242 <b>Tende a bracci</b> ELLISSE, FLEX, MUSA, PE SERIES, T-CODE, T-HIDE, T-WAY	242 <b>Arm awnings</b> ELLISSE, FLEX, MUSA, PE SERIES, T-CODE, T-HIDE, T-WAY
254 <b>Cappottine</b> CAPRI, CAPRI ELLE, DAKAR, ELBA, GRADO, ISCHIA, SELENE	254 <b>Dome awnings</b> CAPRI, CAPRI ELLE, DAKAR, ELBA, GRADO, ISCHIA, SELENE
258 <b>Glass Series</b> DOOR GLASS, FIX GLASS, SLIDE GLASS 60	258 <b>Glass Series</b> DOOR GLASS, FIX GLASS, SLIDE GLASS 60
260 <b>Pedane</b> SET	260 <b>Platforms</b> SET
262 <b>Living Series</b> DRAPES, MOD-LINES	262 <b>Living Series</b> DRAPES, MOD-LINES <sup>264</sup>
264 <b>Brevetti</b>	<b>Patents</b>
272 <b>Colori</b>	272 <b>Colours</b>
278 <b>Tessuti</b>	278 <b>Fabrics</b>

DE	FR	ES
200 <b>Flache Pergolen mit Lamellen</b> BRERA B, BRERA P, BRERA S, CARRERA P, CARRERA S, CONNECT, OPERA, VISION	200 <b>Pergolas en plan avec lames</b> BRERA B, BRERA P, BRERA S, CARRERA P, CARRERA S, CONNECT, OPERA, VISION	200 <b>Pérgolas planas con lamas</b> BRERA B, BRERA P, BRERA S, CARRERA P, CARRERA S, CONNECT, OPERA, VISION
210 <b>Flache Pergolen mit Tuch</b> NOMO, PHOENIX AIR, PHOENIX FREE, RIALTO	210 <b>Pergolas en plan avec toile</b> NOMO, PHOENIX AIR, PHOENIX FREE, RIALTO	210 <b>Pérgolas planas con lona</b> NOMO, PHOENIX AIR, PHOENIX FREE, RIALTO
216 <b>Flache Überdachungen mit Tuch</b> ONE, TECNIC	216 <b>Couvertures planes avec toile</b> ONE, TECNIC	216 <b>Cubiertas planas con lona</b> ONE, TECNIC
220 <b>Schräggestellte Pergolen mit Tuch</b> EVO, FUSION, INFINITY, LEVEL, LEVEL 63, META, MITO, STIL	220 <b>Pergolas inclinées avec toile</b> EVO, FUSION, INFINITY, LEVEL, LEVEL 63, META, MITO, STIL	220 <b>Pérgolas inclinadas con lona</b> EVO, FUSION, INFINITY, LEVEL, LEVEL 63, META, MITO, STIL
228 <b>Senkrechtmarkisen</b> PE SERIES, T-BOX CABLES, T-BOX ZIP, T-LINE, T-LOOP, T-SQUARE, T-ZONE, X SERIES	228 <b>Stores verticaux</b> PE SERIES, T-BOX CABLES, T-BOX ZIP, T-LINE, T-LOOP, T-SQUARE, T-ZONE, X SERIES	228 <b>Toldos verticales</b> PE SERIES, T-BOX CABLES, T-BOX ZIP, T-LINE, T-LOOP, T-SQUARE, T-ZONE, X SERIES
242 <b>Gelenkarmmarkisen</b> ELLISSE, FLEX, MUSA, PE SERIES, T-CODE, T-HIDE, T-WAY	242 <b>Stores à bras</b> ELLISSE, FLEX, MUSA, PE SERIES, T-CODE, T-HIDE, T-WAY	242 <b>Toldos de brazos</b> ELLISSE, FLEX, MUSA, PE SERIES, T-CODE, T-HIDE, T-WAY
254 <b>Korbmarkisen</b> CAPRI, CAPRI ELLE, DAKAR, ELBA, GRADO, ISCHIA, SELENE	254 <b>Stores corbeilles</b> CAPRI, CAPRI ELLE, DAKAR, ELBA, GRADO, ISCHIA, SELENE	254 <b>Toldos de capota</b> CAPRI, CAPRI ELLE, DAKAR, ELBA, GRADO, ISCHIA, SELENE
258 <b>Glass Series</b> DOOR GLASS, FIX GLASS, SLIDE GLASS 60	258 <b>Glass Series</b> DOOR GLASS, FIX GLASS, SLIDE GLASS 60	258 <b>Glass Series</b> DOOR GLASS, FIX GLASS, SLIDE GLASS 60
260 <b>Unterbauten</b> SET	260 <b>Plateformes</b> SET	260 <b>Plataformas</b> SET
262 <b>Living Series</b> DRAPES, MOD-LINES	262 <b>Living Series</b> DRAPES, MOD-LINES	262 <b>Living Series</b> DRAPES, MOD-LINES
264 <b>Patente</b>	264 <b>Brevets</b>	264 <b>Patentes</b>
272 <b>Farben</b>	272 <b>Couleurs</b>	272 <b>Colores</b>
278 <b>Gewebe</b>	278 <b>Tissus</b>	278 <b>Tejidos</b>



IT

**CARATTERISTICHE TECNICHE**

- Pergola bioclimatica con lame: retraibili (serie Brera), orientabili (Opera, Vision), sovrapponibili (serie Carrera)
- Moduli accoppiabili (escluso Brera B)
- Pergola con gronde e scarico acqua nei montanti (escluso Brera B)
- Movimentazione motorizzata
- Disponibilità sensori di comfort e sicurezza, compatibilità con la domotica e assistenti vocali
- Struttura realizzata in lega di alluminio estruso ed elementi di giunzione e fissaggio in lega di acciaio

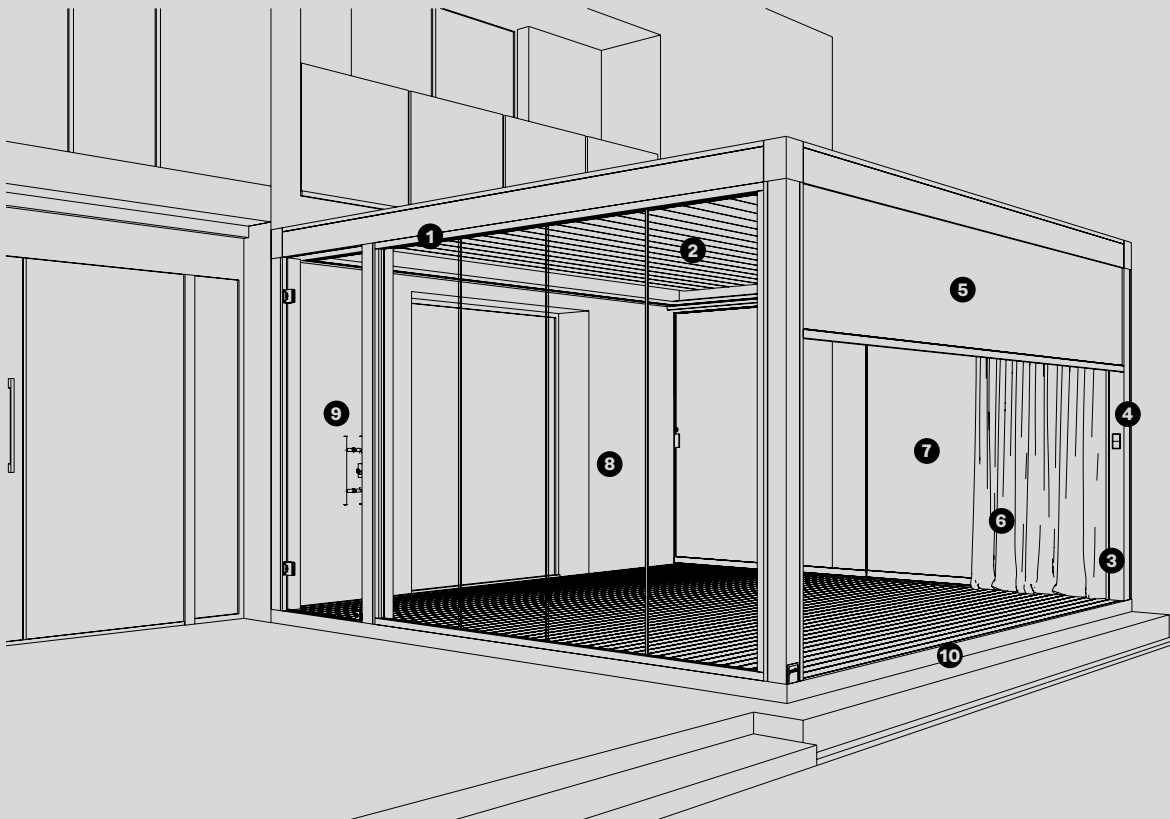
EN

**TECHNICAL FEATURES**

- Bioclimatic pergola with blades: retractable (Brera series), adjustable (Opera, Vision), overlapping (Carrera series)
- Couplable modules (except Brera B)
- Pergola with gutters and water drainage onto the posts (Brera B excluded)
- Motorised operation
- Comfort and safety sensors available, compatibility with home automation and voice assistants
- Structure made of extruded aluminium alloy and steel alloy joining and fastening elements

**Pergole in piano con lame**  
**Flat pergolas with blades**  
**Flache Pergolen mit Lamellen**  
**Pergolas en plan avec lames**  
**Pérgolas planas con lamas**

**DETAILS**



**1. LED Line 2. Faretto 3. Step Light 4. Prese di alimentazione e USB 5. Raso 6. Drapes 7. Slide Glass 60 8. Fix Glass 9. Door Glass 10. Set**

**1. LED Line 2. Spotlights 3. Step Light 4. Sockets and USB 5. Raso 6. Drapes 7. Slide Glass 60 8. Fix Glass 9. Door Glass 10. Set**

**1. LED Line 2. Strahler 3. Step Light 4. Steckdosen und USB-Anschlüsse 5. Raso 6. Drapes 7. Slide Glass 60 8. Fix Glass 9. Door Glass 10. Set**

**1. LED Line 2. Projecteurs 3. Step Light 4. Prises d'alimentation et USB 5. Raso 6. Drapes 7. Slide Glass 60 8. Fix Glass 9. Door Glass 10. Set**

**1. LED Line 2. Focos 3. Step Light 4. Tomas de corriente y USB 5. Raso 6. Drapes 7. Slide Glass 60 8. Fix Glass 9. Door Glass 10. Set**

DE

**TECHNISCHE EIGENSCHAFTEN**

- Bioklimatische Pergola mit Lamellen: einziehbaren (Brera Serie), einstellbaren (Opera, Vision), einziehbaren (Carrera serie)
- Ankoppelbare Module (außer Brera B)
- Pergola mit Rinnen und Wasserabläufe auf Pfosten (außer Brera B)
- Motorisierte Bedienung
- Verfügbarkeit von Komfort- und Sicherheitssensoren, Kompatibilität mit Domotik und Sprachbefehle
- Struktur aus stranggepresster Aluminiumlegierung und Verbindungselementen aus Stahllegierung

FR

**CARACTÉRISTIQUES TECHNIQUES**

- Pergola bioclimatique à lames: rétractables (série Brera), orientables (Opera, Vision), superposables (série Carrera)
- Modules accouplables (sauf Brera B)
- Pergola avec gouttières et écoulement de l'eau dans les poteaux (sauf Brera B)
- Actionnement motorisé
- Capteurs de confort et de sécurité disponibles, compatibilité avec la domotique et les assistants vocaux
- Structure en alliage d'aluminium extrudé et éléments de jonction et fixation en alliage d'acier

ES

**CARACTERÍSTICAS TÉCNICAS**

- Pérgola bioclimática con lamas: retráctiles (serie Brera), orientables (Opera, Vision), apilables (serie Carrera)
- Módulos combinables (excepto Brera B)
- Pérgola con canalón y desagüe en los pilares (excepto Brera B)
- Movimentación motorizada
- Disponibilidad de sensores de confort y seguridad, compatibilidad con domótica y asistentes de voz
- Estructura fabricada en aleación de aluminio extruido y elementos de unión y fijación fabricados en aleación de acero

FLAT  
PERGOLAS  
BLADES

**PRODUCTS**




**BRERA B**



**BRERA P**



**BRERA S**




**CARRERA P**



**CARRERA S**



**CONNECT**



**OPERA**




**VISION**

## BRERA B, BRERA P, BRERA S



BRERA B



BRERA P



BRERA S

IT

### CARATTERISTICHE TECNICHE

- Pergola bioclimatica in alluminio con lame frangisole retraibili motorizzate
- Dimensioni massime singolo modulo:
  - Brera P: 450L x 610P cm
  - Brera S: 450L x 600P cm
  - Brera B: 430L x 585P cm
- H max: Brera P 300 cm; Brera S 270 cm
- Dimensioni montanti: Brera P 15 x 15 cm; Brera S 10 x 15 cm
- Realizzabile in diverse configurazioni e con moduli accoppiabili (esclusa Brera B)
- Versioni autoportante o addossata a muro (Brera P, Brera S); in cavedi e strutture pre-esistenti (Brera B)
- Movimentazione motorizzata
- Deflusso dell'acqua con gronde e scarico integrato nei montanti (esclusa Brera B)
- Brera P, a differenza di Brera S, è compatibile anche con Raso e Connect

### OPTIONAL

- Set: pedana in alluminio verificata strutturalmente per essere integrata in un unico corpo con la pergola, personalizzabile con LED Line a luce dimmerabile (esclusa Brera B)
- Glass Series: vetrate perimetrali (esclusa Brera B)
- Raso: tenda verticale a scomparsa (Brera P) con tessuti tecnici, oscuranti o filtranti e con sistema di trazione del telo (PSS)
- Illuminazione: LED Line perimetrali dimmerabili (luce bianca/RGB, bianco incluso), faretto integrati nelle lame, faretto posizionati sui montanti con fascio mono o biemissione (luce dimmerabile bianca)
- Ray: profili verticali con funzione estetica (esclusa Brera B)
- Drapes: tende morbide scorrevoli con funzione estetica
- Mod-Lines: sistema a giorno modulabile in alluminio personalizzabile con diversi accessori
- Prese di alimentazione e USB (esclusa Brera B)
- Predisposizione riscaldatori (esclusa Brera B)
- Comfort blade: coibentazione parziale delle lame
- Home automation: creazione di scenari personalizzati richiamabili tramite app o comandi vocali
- Sensori di temperatura, pioggia, neve e vento

EN

### TECHNICAL FEATURES

- Bioclimatic aluminium pergola with motorised and retractable sunshade blades
- Maximum dimensions single module:
  - Brera P: 450L x 610P cm
  - Brera S: 450L x 600P cm
  - Brera B: 430L x 585P cm
- H max: Brera P 300 cm; Brera S 270 cm
- Posts dimensions: Brera P 15 x 15 cm; Brera S 10 x 15 cm
- Available in different configurations and with couplable modules (except Brera B)
- Self-supporting or wall-mounted versions (Brera P, Brera S); in inner courtyards and pre-existing structures (Brera B)
- Motorised operation
- Water drainage with gutters and drainage integrated in the posts (except Brera B)
- Brera P, differently from Brera S, is also compatible with Raso and Connect

### OPTIONAL

- Set: aluminium platform structurally verified to be integrated in a single body with the pergola, customisable with dimmable LED Line (except Brera B)
- Glass Series: perimeter glass (except Brera B)
- Raso: vertical retractable awning (Brera P) with technical, blackout or filter fabrics and with fabric tensioning system (PSS)
- Lighting: dimmable perimeter LED Line (white/RGB light, white included), spotlights integrated into the blades, spotlights positioned on the posts with uni- or bidirectional beam (white dimmable light)
- Ray: vertical profiles with aesthetic function (except Brera B)
- Drapes: soft sliding curtains with aesthetic function
- Mod-Lines: modular open shelving system made of aluminium, customizable with different accessories
- Sockets and USB (except Brera B)
- Heaters predisposition (except Brera B)
- Comfort blade: partial blade insulation
- Home automation: creation of customised scenarios controllable via app or voice commands
- Temperature, rain, snow and wind sensors

DE

**TECHNISCHE EIGENSCHAFTEN**

- Bioklimatische Aluminiumpergola mit motorisierten und einziehbaren Lamellen
- Maximale Abmessungen eines einzelnen Moduls:
  - Brera P: 450L x 610P cm
  - Brera S: 450L x 600P cm
  - Brera B: 430L x 585P cm
- H max: Brera P 300 cm; Brera S 270 cm
- Abmessungen der Pfosten: Brera P 15 x 15 cm; Brera S 10 x 15 cm
- Realisierbar in verschiedenen Konfigurationen und mit ankoppelbaren Modulen (außer Brera B)
- Selbsttragende oder an der Wand befestigte Ausführungen (Brera P, Brera S); in Holträumen oder in vorbestehenden Strukturen (Brera B)
- Motorisierte Bedienung
- Wasserablauf mit Rinnen und im Pfosten integrierten Abfluss (außer Brera B)
- Brera P ist, im Gegensatz zu Brera S, auch mit Raso und Connect kompatibel

**OPTIONAL**

- Set: strukturell geprüfter Aluminiumunterbau, die in einem einzigen Teil mit der Pergola integriert werden kann, anpassbar mit dimmbarer LED Line (außer Brera B)
- Glass Series: umlaufende Verglasung (außer Brera B)
- Raso: versenkbare Senkrechtmarkise (Brera P) mit technischen, Verdunkelungs- oder durchscheinenden Stoffen und mit Tuchspannsystem (PSS)
- Beleuchtung: dimmbare LED Line am Umfang (weißes/RGB-Licht, weißes Licht inbegriffen), integrierte Strahler in den Lamellen, Strahler an den Pfosten mit uni-oder bidirektionalem Strahl (weißes dimmbares Licht)
- Ray: vertikale Profile mit ästhetischer Funktion (außer Brera B)
- Drapes: weiche Schiebevordänge mit einer ästhetischen Funktion
- Mod-Lines: modulares offenes Regalsystem aus Aluminium, mit verschiedenen Zubehörteilen kombinierbar
- Steckdosen und USB (außer Brera B)
- Vorbereitung für Heizgeräte (außer Brera B)
- Comfort blade: partielle Lamellenisolierung
- Home automation: Erstellung individueller Szenarien, die per App oder Sprachbefehl abrufbar sind
- Temperatur-, Regen-, Schnee- und Windsensoren

FR

**CARACTÉRISTIQUES TECHNIQUES**

- Pergola bioclimatique en aluminium avec lames brise-soleil rétractables motorisées
- Dimensions maximales du module simple:
  - Brera P: 450L x 610P cm
  - Brera S: 450L x 600P cm
  - Brera B: 430L x 585P cm
- H max: Brera P 300 cm; Brera S 270 cm
- Dimensions poteaux: Brera P 15 x 15 cm; Brera S 10 x 15 cm
- Réalisable dans différentes configurations et avec des modules accouplables (sauf Brera B)
- Versions autoportantes ou appliquées au mur (Brera P, Brera S); en courette et dans structures préexistantes (Brera B)
- Actionnement motorisé
- Écoulement de l'eau avec gouttières et écoulement intégré dans les poteaux (sauf de Brera B)
- Brera P, au contraire de Brera S, est aussi compatible avec Raso et Connect

**OPTIONAL**

- Set: plateforme en aluminium structurellement vérifiée pour être intégrée en un seul corps avec la pergola, personnalisable avec LED Line dimmable (sauf Brera B)
- Glass Series: vitrages périmétrique (sauf Brera B)
- Raso: store rétractable vertical (Brera P) avec tissus techniques, obscurcissant ou filtrants et avec système de tension du tissu (PSS)
- Éclairage: LED Line périmétriques dimmables (lumière blanche/RGB, blanc inclus), spots intégrés dans les lames, spots positionnés sur les montants à faisceau mono ou bi-émission (lumière blanche dimmable)
- Ray: profilés verticaux à fonction esthétique (sauf Brera B)
- Drapes: rideaux doux coulissants à fonction décorative
- Mod-Lines: système ouvert modulable en aluminium personnalisable avec plusieurs accessoires
- Prises d'alimentation et USB (sauf Brera B)
- Prédiposition réchauffeurs (sauf Brera B)
- Comfort blade: isolation partielle des lames
- Home automation: création de scénarios personnalisés qui peuvent être activés à l'aide d'une application ou par commande vocale
- Capteurs de température, pluie, neige et vent

ES


**CARACTERÍSTICAS TÉCNICAS**

- Pergola bioclimática de aluminio con lamas parasol motorizadas retractiles
- Dimensiones máximas de cada módulo:
  - Brera P: 450L x 610P cm
  - Brera S: 450L x 600P cm
  - Brera B: 430L x 585P cm
- H max: Brera P 300 cm; Brera S 270 cm
- Medidas pilares: Brera P 15 x 15 cm; Brera S 10 x 15 cm
- Realizable en distintas configuraciones y con módulos combinables (excepto Brera B)
- Versión autoportante o a pared (Brera P, Brera S); en nichos y estructuras preexistentes
- Movimentación motorizada
- Desagüe con canalones y con drenaje integrado en los pilares (excepto Brera B)
- Brera P, al contrario de Brera S y B, es compatible con Raso y Connect

**OPTIONAL**

- Set: plataforma de aluminio pensada estructuralmente para integrars en un único elemento con la pergola, personalizable con LED Line a luz dimerizable (excepto Brera B)
- Glass Series: láminas perimetrales (excepto Brera B)
- Raso: cierre vertical integrado (Brera P) con tejidos técnicos, de oscurecimiento o filtrantes y con un sistema de tensión de la lona (PSS)
- Iluminación: LED line perimetral dimerizable (luz blanca/RGB, blanco incluido), focos integrados en las lamas, focos montados en los pilares con haz de luz simple o doble (luz blanca dimerizable)
- Ray: perfiles verticales con función estética (excepto Brera B)
- Drapes: cortinas correderas suaves con una función estética
- Mod-Lines: sistema modular abierto de aluminio personalizable con varios accesorios
- Tomas de corriente y USB (excepto Brera B)
- Preparación calefactores (excepto Brera B)
- Comfort Blade: aislamiento parcial de lamas
- Home automation: creación de escenarios personalizados que se pueden recuperar a través de la aplicación o de comandos de voz
- Sensores de temperatura, lluvia, nieve y viento

## CARRERA P, CARRERA S



CARRERA P



CARRERA S

IT

### CARATTERISTICHE TECNICHE

- Pergola bioclimatica in alluminio con lame frangisole fisse e mobili bidirezionali, sovrapponibili e motorizzate
- Dimensioni massime singolo modulo:
  - Carrera P: 500L x 700P cm
  - Carrera S: 500L x 690P cm
- H max: Carrera P 300 cm; Carrera S 270 cm
- Luce tra lame fisse 17 cm
- Dimensioni montanti: Carrera P 15 x 15 cm; Carrera S 10 x 15 cm
- Realizzabile in diverse configurazioni e con moduli accoppiabili
- Versioni autoportante o adossata a muro
- Movimentazione motorizzata
- Deflusso dell'acqua con gronde e scarico integrato nei montanti
- Carrera P, a differenza di Carrera S, è compatibile anche con Raso

### OPTIONAL

- Set: pedana in alluminio verificata strutturalmente per essere integrata in un unico corpo con la pergola, personalizzabile con LED Line a luce dimmerabile
- Glass Series: vetrate perimetrali
- Connect: pannelli fissi a specchio o fumé con profili minimali (esclusa Carrera S)
- Raso: tenda verticale a scomparsa (Carrera P) con tessuti tecnici, oscuranti o filtranti e con sistema di trazione del telo (PSS)
- Illuminazione: LED Line perimetrali dimmerabili (luce bianca/RGB, bianco incluso), faretti integrati nelle lame, faretti posizionati sui montanti con fascio mono o biemissione (luce dimmerabile bianca)
- Ray: profili verticali con funzione estetica
- Drapes: tende morbide scorrevoli con funzione estetica
- Mod-Lines: sistema a giorno modulabile in alluminio personalizzabile con diversi accessori
- Prese di alimentazione e USB
- Predisposizione riscaldatori
- Comfort blade: coibentazione parziale delle lame
- Home automation: creazione di scenari personalizzati richiamabili tramite app o comandi vocali
- Sensori di temperatura, pioggia, neve e vento

EN

### TECHNICAL FEATURES

- Bioclimatic aluminium pergola with fixed and bidirectional sliding sunshade blades, motor-operated which can overlap
- Maximum dimensions of each module:
  - Carrera P: 500L x 700P cm
  - Carrera S: 500L x 690P cm
- H max: Carrera P 300 cm; Carrera S 270 cm
- Pitch between fixed blades 17 cm
- Dimensions of uprights: Carrera P 15 x 15 cm; Carrera S 10 x 15 cm
- Feasible in different configurations and with couplable modules
- Self-supporting or wall-mounted versions
- Motorised operation
- Water drainage with gutters and drainage integrated in the posts
- Carrera P, unlike Carrera S is also compatible with Raso

### OPTIONAL

- Set: aluminium platform structurally verified to be fully integrated into the pergola, customizable with dimmable LED Line
- Glass Series: outer glass walls
- Connect: fixed mirrored or smoked glass panels with slim profiles (except for Carrera S)
- Raso: drop-down awning (Carrera P) with technical, blackout or filter fabrics and cloth tensioning system (PSS)
- Lighting: dimmable perimeter LED Line (white/RGB light, white included), spotlights integrated into the blades, spotlights positioned on the posts with uni- or bidirectional beam (white dimmable light)
- Ray: vertical profiles with aesthetic function
- Drapes: soft sliding curtains with aesthetic function
- Mod-Lines: modular open shelving system made of aluminium, customizable with different accessories
- Sockets and USB ports
- Heaters predisposition
- Comfort blade: partial blade insulation
- Home automation: creation of customised scenarios controllable via app or voice commands
- Temperature, rain, snow and wind sensors

DE

**TECHNISCHE EIGENSCHAFTEN**

- Bioklimatische Aluminiumpergola mit feststehenden und bidirektional verschiebbaren Sonnenschutzlamellen, motorbetrieben, die sich überlappen können
- Maximale Abmessungen jeder Einheit:
  - Carrera P: 500L x 700P cm
  - Carrera S: 500L x 690P cm
- H max: Carrera P 300 cm; Carrera S 270 cm
- Abstand zwischen den festen Lamellen 17 cm
- Abmessungen der Pfosten: Carrera P 15 x 15 cm; Carrera S 10 x 15 cm
- In verschiedenen Konfigurationen und mit ankoppelbaren Einheiten machbar
- Selbsttragende oder an der Wand befestigte Ausführungen
- Motorisierte Bedienung
- Wasserablauf mit Rinnen und im Pfosten integriertem Abfluss
- Carrera P ist, im Gegensatz zu Carrera S, auch mit Raso kompatibel

**OPTIONAL**

- Set: strukturell geprüfter Aluminiumunterbau, die vollständig in der Pergola integriert werden kann, mit dimmbarer LED Line individuell gestaltbar
- Glass Series: umlaufende Verglasungen
- Connect: feststehende Spiegel- oder Rauchglaspaneele mit schmalen Profilen (außer Carrera S)
- Raso: Versenkbare Markise (Carrera P) mit technischen, Blackout- oder Filterstoffen und Tuchspannungssystem (PSS)
- Beleuchtung: dimmbare LED Line am Umfang (weißes/RGB-Licht, weißes Licht inbegriffen), integrierte Strahler in den Lamellen, Strahler an den Pfosten mit uni-oder bidirektionalem Strahl (weißes dimmbares Licht)
- Ray: vertikale Profile mit einer ästhetischen Funktion
- Drapes: weiche Schiebehänge mit einer ästhetischen Funktion
- Mod-Lines: modulares offenes Regalsystem aus Aluminium, mit verschiedenen Zubehörteilen kombinierbar
- Steckdosen und USB-Anschlüsse
- Vorbereitung für Heizgeräte
- Comfort blade: partielle Lamellenisolierung
- Home automation: Erstellung individueller Szenarien, die per App oder Sprachbefehl abrufbar sind
- Temperatur-, Regen-, Schnee- und Windsensoren

FR

**CARACTÉRISTIQUES TECHNIQUES**

- Pergola bioclimatique en aluminium avec lames brise-soleil fixes et mobiles bidirectionnelles, superposables et motorisées
- Dimensions maximales module simple:
  - Carrera P: 500L x 700P cm
  - Carrera S: 500L x 690P cm
- H max: Carrera P 300 cm; Carrera S 270 cm
- Lumières entre lames fixes 17 cm
- Dimensions montants: Carrera P 15 x 15 cm; Carrera S 10 x 15 cm
- Réalisable dans différentes configurations et avec des modules accouplables
- Versions autoporteuse ou adossée au mur
- Actionnement motorisé
- Écoulement de l'eau avec gouttières et évacuation intégrée dans les montants
- Carrera P, contrairement à Carrera S, est aussi compatible avec Raso

**OPTIONAL**

- Set: plateforme en aluminium structurellement vérifiée pour être complètement intégrée dans la pergola, personnalisable avec LED Line à lumière dimmable
- Glass Series: vitrages périmétrique
- Connect: panneaux fixes réfléchissants ou fumés avec profils minimalistes (exclue Carrera S)
- Raso: store vertical escamotable (Carrera P) avec tissus techniques, blackout ou écran et avec système de traction de la toile (PSS)
- Eclairage: LED Line périmétriques dimmables (lumière blanche/RGB, blanc inclus), spots intégrés dans les lames, spots positionnés sur les montants à faisceau mono ou bi-émission (lumière blanche dimmable)
- Ray: profilés verticaux à fonction décorative
- Drapes: rideaux doux coulissants à fonction décorative
- Mod-Lines: système ouvert modulable en aluminium personnalisable avec plusieurs accessoires
- Prises d'alimentation et USB
- Prédiposition réchauffeurs
- Comfort blade: isolation partielle des lames
- Home automation: création de scénarios personnalisés qui peuvent être activés à l'aide d'une application ou par commande vocale
- Capteurs de température, pluie, neige et vent

ES

**CARACTERÍSTICAS TÉCNICAS**

- Pérgola bioclimática de aluminio con lamas fijas y deslizante bidireccionales, apilables y motorizados
- Dimensiones máximas de un módulo:
  - Carrera P: 500L x 700P cm
  - Carrera S: 500L x 690P cm
- H max: Carrera P 300 cm; Carrera S 270 cm
- Luz entre lamas fijas 17 cm
- Dimensiones del pilar: Carrera P 15 x 15 cm; Carrera S 10 x 15 cm
- Realizable en distintas configuraciones y con módulos combinables
- Versión autoportante o a pared
- Movimentación motorizada
- Desagüe con canalones y con drenaje integrado en los pilares
- Carrera P, a diferencia de Carrera S, es compatible con Raso

**OPTIONAL**

- Set: plataforma de aluminio pensada estructuralmente para integrars en un único elemento con la pergola, personalizable con LED Line a luz dimerizable
- Glass Series: láminas perimétricas
- Connect: espejo fijo o paneles ahumados con perfiles minimalistas (excepto Carrera S)
- Raso: cierre vertical integrado (Carrera P) con tejidos técnicos, de oscurecimiento o filtrantes y con un sistema de tensión de la lona (PSS)
- Iluminación: LED line perimetral dimerizable (luz blanca/RGB, blanco incluido), focos integrados en las lamas, focos montados en los pilares con haz de luz simple o doble (luz blanca dimerizable)
- Ray: perfiles verticales con función estética
- Drapes: cortinas correderas suaves con una función estética
- Mod-Lines: sistema modular abierto de aluminio personalizable con varios accesorios
- Tomas de corriente y USB
- Preparación calefactores
- Comfort Blade: aislamiento parcial de lamas
- Home automation: creación de escenarios personalizados que se pueden recuperar a través de la aplicación o de comandos de voz
- Sensores de temperatura, lluvia, nieve y viento

## CONNECT



CONNECT

IT

### CARATTERISTICHE TECNICHE

- Pannelli fissi in vetro temprato molato a filo lucido con profili perimetrali in alluminio disponibili nelle due finiture a specchio e fumé
- Connect è compatibile con le pergole bioclimatiche:
  - Brera P con lame retraibili e dimensioni massime 450L x 610P cm
  - Opera con lame orientabili da 0 a 140° e dimensioni massime 550L x 700P cm
  - Carrera P con lame sovrapponibili e dimensioni massime 500L x 700P cm
- H max: 280 cm
- Movimentazione motorizzata
- Deflusso dell'acqua con gronde e scarico integrato nei montanti
- L'allestimento di Connect è consigliato con la pedana Set

### OPTIONAL

- Set: pedana in alluminio verificata strutturalmente per essere integrata in un unico corpo con la pergola, personalizzabile con LED Line a luce dimmerabile
- Glass Series: vetrate perimetrali
- Raso: tenda verticale a scomparsa con tessuti tecnici, oscuranti o filtranti e con sistema di trazione del telo (PSS)
- Illuminazione: LED Line perimetrali dimmerabili (luce bianca/RGB, bianco incluso), faretti integrati nelle lame, faretti posizionati sui montanti con fascio mono o biemissione (luce dimmerabile bianca)
- Drapes: tende morbide scorrevoli con funzione estetica
- Prese di alimentazione e USB
- Predisposizione riscaldatori
- Comfort blade: coibentazione parziale delle lame
- Home automation: creazione di scenari personalizzati richiamabili tramite app o comandi vocali
- Sensori di temperatura, pioggia, neve e vento

EN

### TECHNICAL FEATURES

- Fixed tempered cut glass polished edge panels with aluminium perimeter profiles available in two finishes: mirrored and smoked
- Connect is compatible with bioclimatic pergolas:
  - Brera P with retractable blades and maximum dimensions 450L x 610P cm
  - Opera with adjustable blades from 0 to 140° and maximum dimensions 550L x 700P cm
  - Carrera P with retractable blades and maximum dimensions 500L x 700P cm
- H max: 280 cm
- Motorised operation
- Water drainage with gutters and drainage integrated in the posts
- Connect is recommended with the Set platform

### OPTIONAL

- Set: aluminium platform structurally verified to be fully integrated into the pergola, customizable with dimmable LED Line
- Glass Series: outer glass walls
- Raso: vertical retractable awning with technical, blackout or filter fabrics and with fabric tensioning system (PSS)
- Lighting: dimmable perimeter LED Line (white/RGB light, white included), spotlights integrated into the blades, spotlights positioned on the posts with uni- or bidirectional beam (white dimmable light)
- Drapes: soft sliding curtains with aesthetic function
- Sockets and USB ports
- Heaters predisposition
- Comfort blade: partial blade insulation
- Home automation: creation of customised scenarios controllable via app or voice commands
- Temperature, rain, snow and wind sensors

DE

**TECHNISCHE EIGENSCHAFTEN**

- Feste Paneele aus gehärtetem Glas mit Glanzschliff mit umlaufenden Aluminiumprofilen verfügbar in zwei Ausführungen: verspiegelt und rauchfarben
- Connect ist kompatibel mit den bioklimatischen Pergolen:
  - Brera P mit einziehbaren Lamellen und maximalen Abmessungen 450L x 610P cm
  - Opera mit einstellbaren Lamellen von 0 bis zu 140° und maximalen Abmessungen 550L x 700P cm
  - Carrera P mit überlappenden Lamellen und maximalen Abmessungen 500L x 700P cm
- H max: 280 cm
- Motorisierte Bedienung
- Wasserablauf mit Rinnen und im Pfosten integrierten Abfluss
- Connect wird mit dem Unterbau Set empfohlen

**OPTIONAL**

- Set: strukturell geprüfter Aluminiumunterbau, der vollständig in der Pergola integriert werden kann, mit dimmbarem LED Line individuell gestaltbar
- Glass Series: umlaufende Verglasungen
- Raso: versenkbare Senkrechtmarkise mit technischen, Verdunkelungs- oder durchscheinenden Stoffen und mit Tuchspannsystem (PSS)
- Beleuchtung: dimmbare LED Line am Umfang (weißes/RGB-Licht, weißes Licht inbegriffen), integrierte Strahler in den Lamellen, Strahler an den Pfosten mit uni- oder bidirektionalem Strahl (weißes dimmbares Licht)
- Drapes: weiche Schiebevordänge mit einer ästhetischen Funktion
- Steckdosen und USB-Anschlüsse
- Vorbereitung für Heizgeräte
- Comfort blade: partielle Lamellenisolierung
- Home automation: Erstellung individueller Szenarien, die per App oder Sprachbefehl abrufbar sind
- Temperatur-, Regen-, Schnee- und Windsensoren

FR

**CARACTÉRISTIQUES TECHNIQUES**

- Panneaux fixes en verre trempé à bords polis avec profilés périmétriques en aluminium disponibles en deux finitions: miroir et fumée
- Connect est compatible avec les pergolas bioclimatiques:
  - Brera P avec lames rétractables et dimensions maximales 450L x 610P cm
  - Opera avec lames orientables de 0 à 140° et dimensions maximales 550L x 700P cm
  - Carrera P à lames superposables et dimensions maximales 500L x 700P cm
- H max: 280 cm
- Actionnement motorisé
- Écoulement de l'eau avec gouttières et évacuation intégrée dans les montants
- Connect est recommandé avec la plateforme Set

**OPTIONAL**

- Set: plateforme en aluminium structurellement vérifiée pour être complètement intégrée dans la pergola, personnalisable avec LED Line à lumière dimmable
- Glass Series: vitrages périmétrique
- Raso: store rétractable vertical avec tissus techniques, obscurcissant ou filtrants et avec système de tension du tissu (PSS)
- Eclairage: LED Line périmétriques dimmables (lumière blanche/RGB, blanc inclus), spots intégrés dans les lames, spots positionnés sur les montants à faisceau mono ou bi-émission (lumière blanche dimmable)
- Drapes: rideaux doux coulissants à fonction décorative
- Prises d'alimentation et USB
- Prédilection réchauffeurs
- Comfort blade: isolation partielle des lames
- Home automation: création de scénarios personnalisés qui peuvent être activés à l'aide d'une application ou par commande vocale
- Capteurs de température, pluie, neige et vent

ES

**CARACTERÍSTICAS TÉCNICAS**


- Paneles fijos de cristal templado rectificado hasta el borde pulido con perfil perimetral de aluminio disponible en los dos acabados espejo y ahumado.
- Connect es compatible con las pérgolas bioclimáticas:
  - Brera P con lamas retractiles y medidas máximas 450L x 610P cm
  - Opera con lamas orientables de 0 a 140° y medidas máximas 550L x 700P cm
  - Carrera P con lamas deslizante y dimensiones máximas 500L x 700P cm
- H max: 280 cm
- Movimentación motorizada
- Desagüe con canalones y con drenaje integrado en los pilares
- Se recomienda la configuración de Connect con la plataforma Set

**OPTIONAL**

- Set: plataforma de aluminio pensada estructuralmente para integrars en un único elemento con la pergola, personalizable con LED Line a luz dimerizable
- Glass Series: láminas perimentrales
- Raso: cierre vertical integrado con tejidos técnicos, de oscurecimiento o filtrantes y con un sistema de tensión de la lona (PSS)
- Iluminación: LED line perimetral dimerizable (luz blanca/RGB, blanco incluido), focos integrados en las lamas, focos montados en los pilares con haz de luz simple o doble (luz blanca dimerizable)
- Drapes: cortinas correderas suaves con una función estética
- Tomas de corriente y USB
- Preparación calefactores
- Comfort Blade: aislamiento parcial de lamas
- Home automation: creación de escenarios personalizados que se pueden recuperar a través de la aplicación o de comandos de voz
- Sensores de temperatura, lluvia, nieve y viento



## OPERA, VISION



OPERA



VISION

IT

### CARATTERISTICHE TECNICHE

- Pergola bioclimatica in alluminio con lame frangisole motorizzate orientabili da 0° a 140°
- Dimensioni massime singolo modulo:
  - Opera: 550L x 700P cm 6 montanti obbligatori con n° lame > 29
  - Vision: 550L x 690P cm 6 montanti obbligatori con n° lame > 29
- H max: Opera 300 cm; Vision 270 cm
- Dimensioni montanti: Opera 15 x 15 cm; Vision 10 x 15 cm
- Realizzabile in diverse configurazioni e con moduli accoppiabili
- Versioni autoportante o addossata a muro
- Movimentazione motorizzata
- Deflusso dell'acqua con gronde e scarico integrato nei montanti
- Opera, a differenza di Vision, è compatibile anche con Raso e Connect

### OPTIONAL

- Set: pedana in alluminio verificata strutturalmente per essere integrata in un unico corpo con la pergola, personalizzabile con LED Line a luce dimmerabile
- Glass Series: vetrate perimetrali
- Raso: tenda verticale a scomparsa (Opera) con tessuti tecnici, oscuranti o filtranti e con sistema di trazione del telo (PSS)
- Illuminazione: LED Line perimetrali dimmerabili (luce bianca/RGB, bianco incluso), faretti integrati nelle lame, faretti posizionati sui montanti con fascio mono o biemissione (luce dimmerabile bianca)
- Ray: profili verticali con funzione estetica
- Drapes: tende morbide scorrevoli con funzione estetica
- Mod-Lines: sistema a giorno modulabile in alluminio personalizzabile con diversi accessori
- Prese di alimentazione e USB
- Predisposizione riscaldatori
- Comfort blade: coibentazione parziale delle lame
- Home automation: creazione di scenari personalizzati richiamabili tramite app o comandi vocali
- Sensori di temperatura, pioggia, neve e vento

EN

### TECHNICAL FEATURES

- Bioclimatic aluminium pergola with motorised sunshade blades adjustable from 0° to 140°
- Maximum dimensions single module:
  - Opera: 550L x 700P cm mandatory 6 posts with n° blades > 29
  - Vision: 550L x 690P cm mandatory 6 posts with n° blades > 29
- H max: Opera 300 cm; Vision 270 cm
- Posts dimensions: Opera 15 x 15 cm; Vision 10 x 15 cm
- Available in different configurations and with couplable modules
- Self-supporting or wall-mounted versions
- Motorised operation
- Water drainage with gutters and drainage integrated in the posts
- Opera, differently from Vision, is also compatible with Raso and Connect

### OPTIONAL

- Set: aluminium platform structurally verified to be fully integrated into the pergola, customizable with dimmable LED Line
- Glass Series: outer glass walls
- Raso: vertical retractable awning (Opera) with technical, blackout or filter fabrics and with fabric tensioning system (PSS)
- Lighting: dimmable perimeter LED Line (white/RGB light, white included), spotlights integrated into the blades, spotlights positioned on the posts with uni- or bidirectional beam (white dimmable light)
- Ray: vertical profiles with aesthetic function
- Drapes: soft sliding curtains with aesthetic function
- Mod-Lines: modular open shelving system made of aluminium, customizable with different accessories
- Sockets and USB ports
- Heaters predisposition
- Comfort blade: partial blade insulation
- Home automation: creation of customised scenarios controllable via app or voice commands
- Temperature, rain, snow and wind sensors

DE

**TECHNISCHE EIGENSCHAFTEN**

- Bioklimatische Aluminiumpergola mit motorisierten und von 0° bis zu 140° einstellbaren Lamellen
- Maximale Abmessungen eines einzelnen Moduls:
  - Opera: 550L x 700P cm 6 Pfosten obligatorisch mit Lamellenanzahl > 29
  - Vision: 550L x 690P cm 6 Pfosten obligatorisch mit Lamellenanzahl > 29
- H max: Opera 300 cm; Vision 270 cm
- Abmessungen der Pfosten: Opera 15 x 15 cm; Vision 10 x 15 cm
- Realisierbar in verschiedenen Konfigurationen und mit ankoppelbaren Modulen
- Selbsttragende oder an der Wand befestigte Ausführungen
- Motorisierte Bedienung
- Wasserablauf mit Rinnen und im Pfosten integriertem Abfluss
- Opera ist, im Gegensatz zu Vision, auch mit Raso und Connect kompatibel

**OPTIONAL**

- Set: strukturell geprüfter Aluminiumunterbau, die vollständig in der Pergola integriert werden kann, mit dimmbarer LED Line individuell gestaltbar
- Glass Series: umlaufende Verglasungen
- Raso: versenkbare Senkrechtmarkise (Opera) mit technischen, Verdunkelungs- oder durchscheinenden Stoffen und mit Tuchspannsystem (PSS)
- Beleuchtung: dimmbare LED Line am Umfang (weißes/RGB-Licht, weißes Licht inbegriffen), integrierte Strahler in den Lamellen, Strahler an den Pfosten mit uni- oder bidirektionalem Strahl (weißes dimmbares Licht)
- Ray: vertikale Profile mit einer ästhetischen Funktion
- Drapes: weiche Schiebevorhänge mit einer ästhetischen Funktion
- Mod-Lines: modulares offenes Regalsystem aus Aluminium, mit verschiedenen Zubehörteilen kombinierbar
- Steckdosen und USB-Anschlüsse
- Vorbereitung für Heizgeräte
- Comfort blade: partielle Lamellenisolierung
- Home automation: Erstellung individueller Szenarien, die per App oder Sprachbefehl abrufbar sind
- Temperatur-, Regen-, Schnee- und Windsensoren

FR

**CARACTÉRISTIQUES TECHNIQUES**

- Pergola bioclimatique en aluminium avec lames brise-soleil motorisées orientables de 0° à 140°
- Dimensions maximales du module simple:
  - Opera: 550L x 700P cm 6 poteaux obligatoires avec n° lames > 29
  - Vision: 550L x 690P cm 6 poteaux obligatoires avec n° lames > 29
- H max: Opera 300 cm; Vision 270 cm
- Dimensions poteaux: Opera 15 x 15 cm; Vision 10 x 15 cm
- Réalisable dans différentes configurations et avec des modules accouplables
- Versions autoporteuse ou addossée au mur
- Actionnement motorisé
- Écoulement de l'eau avec gouttières et évacuation intégrée dans les montants
- Opera, au contraire de Vision, est aussi compatible avec Raso et Connect

**OPTIONAL**

- Set: plateforme en aluminium structurellement vérifiée pour être complètement intégrée dans la pergola, personnalisable avec LED Line à lumière dimmable
- Glass Series: vitrages périmétrique
- Raso: store rétractable vertical (Opera) avec tissu techniques, obscurcissant ou filtrants et avec système de tension du tissu (PSS)
- Eclairage: LED Line périmétriques dimmables (lumière blanche/RGB, blanc inclus), spots intégrés dans les lames, spots positionnés sur les montants à faisceau mono ou bi-émission (lumière blanche dimmable)
- Ray: profilés verticaux à fonction décorative
- Drapes: rideaux doux coulissants à fonction décorative
- Mod-Lines: système ouvert modulable en aluminium personnalisable avec plusieurs accessoires
- Prises d'alimentation et USB
- Prédiposition réchauffeurs
- Comfort blade: isolation partielle des lames
- Home automation: création de scénarios personnalisés qui peuvent être activés à l'aide d'une application ou par commande vocale
- Capteurs de température, pluie, neige et vent

ES

**CARACTERÍSTICAS TÉCNICAS**

- Pergola bioclimática de aluminio con lamas parasol motorizadas orientables de 0 a 140°
- Dimensiones máximas de cada módulo:
  - Opera: 550L x 700P cm 6 pilares obligatorios con n° lamas > 29
  - Vision: 550L x 690P cm 6 pilares obligatorios con n° lamas > 29
- H max: Opera 300 cm; Vision 270 cm
- Medidas pilares: Opera 15 x 15 cm; Vision 10 x 15 cm
- Realizable en distintas configuraciones y con módulos combinables
- Versión autoportante o a pared
- Movimentación motorizada
- Desagüe con canalones y con drenaje integrado en los pilares
- Opera, al contrario de Vision, es compatible con Raso y Connect

**OPTIONAL**

- Set: plataforma de aluminio pensada estructuralmente para integrars en un único elemento con la pergola, personalizable con LED Line a luz dimerizable
- Glass Series: láminas perimétricas
- Raso: cierre vertical integrado (Opera) con tejidos técnicos, de oscurecimiento o filtrantes y con un sistema de tensión de la lona (PSS)
- Iluminación: LED line perimetral dimerizable (luz blanca/RGB, blanco incluido), focos integrados en las lamas, focos montados en los pilares con haz de luz simple o doble (luz blanca dimerizable)
- Ray: perfiles verticales con función estética
- Drapes: cortinas correderas suaves con una función estética
- Mod-Lines: sistema modular abierto de aluminio personalizable con varios accesorios
- Tomas de corriente y USB
- Preparación calefactores
- Comfort Blade: aislamiento parcial de lamas
- Home automation: creación de escenarios personalizados que se pueden recuperar a través de la aplicación o de comandos de voz
- Sensores de temperatura, lluvia, nieve y viento

IT

**CARATTERISTICHE TECNICHE**

- Pergola con telo scorrevole
- Moduli accoppiabili (solo Nomo e Rialto)
- Pergola con gronda basculante e scarico nei montanti (solo Nomo e Rialto)
- Movimentazione motorizzata
- Disponibilità sensori di comfort e sicurezza, compatibilità con la domotica e assistenti vocali
- Struttura realizzata in lega di alluminio estruso ed elementi di giunzione e fissaggio in lega di acciaio
- Telo singolo su ogni modulo con profili rompitratta calandrati

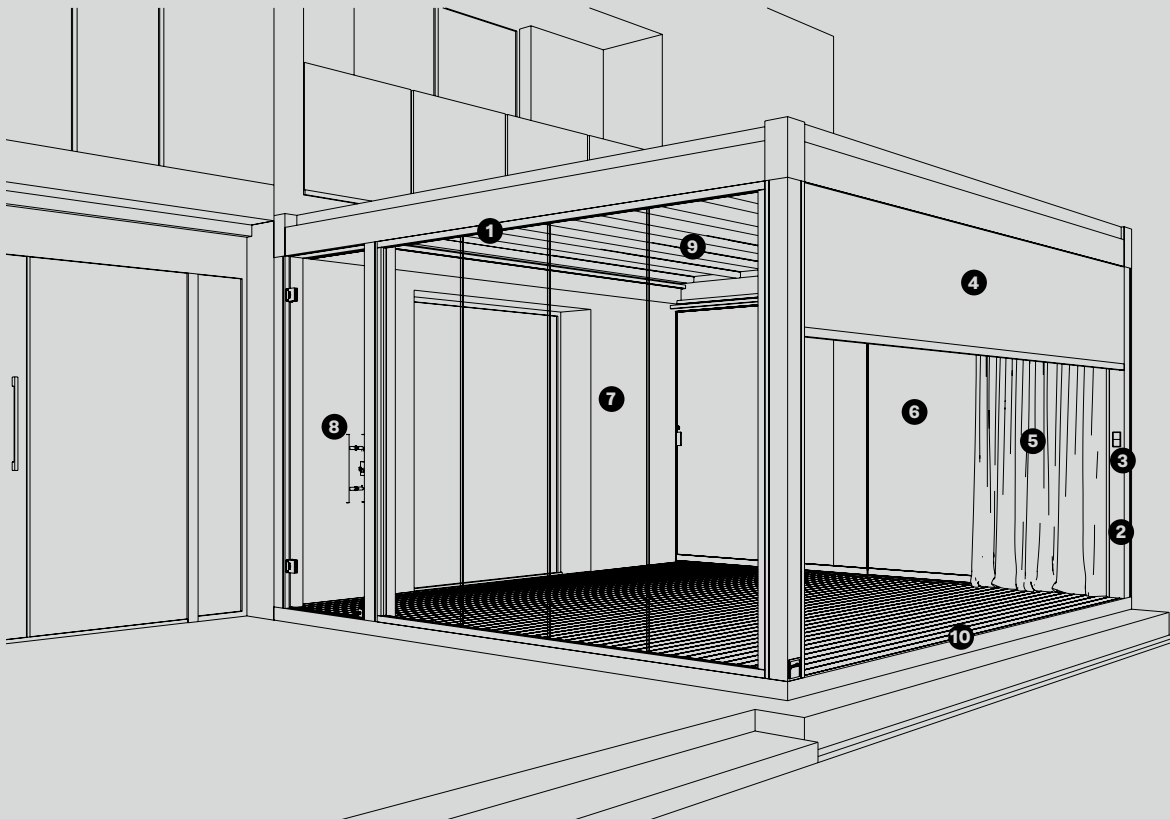
EN

**TECHNICAL FEATURES**

- Pergola with sliding fabric
- Couplable modules (Nomo and Rialto only)
- Pergola with tilting gutter and drain into the posts (only for Nomo and Rialto)
- Motorised operation
- Comfort and safety sensors available, compatibility with home automation and voice assistants
- Structure made of extruded aluminium alloy and steel alloy joining and fastening elements
- Single canvas on each module with calendered rib profiles

**Pergole in piano con telo**  
**Flat pergolas with fabric**  
**Flache Pergolen mit Tuch**  
**Pergolas en plan avec toile**  
**Pérgolas planas con lona**

**DETAILS**



1. LED Line 2. Step Light 3. Prese di alimentazione e USB 4. Raso 5. Drapes 6. Slide Glass 60 7. Fix Glass 8. Door Glass 9. Sottotelo 10. Set  
 1. LED Line 2. Step Light 3. Sockets and USB 4. Raso 5. Drapes 6. Slide Glass 60 7. Fix Glass 8. Door Glass 9. Undercover 10. Set  
 1. LED Line 2. Step Light 3. Steckdosen und USB-Anschlüsse 4. Raso 5. Drapes 6. Slide Glass 60 7. Fix Glass 8. Door Glass 9. Untertuch 10. Set  
 1. LED Line 2. Step Light 3. Prises d'alimentation et USB 4. Raso 5. Drapes 6. Slide Glass 60 7. Fix Glass 8. Door Glass 9. Sous-toile 10. Set  
 1. LED Line 2. Step Light 3. Tomas de corriente y USB 4. Raso 5. Drapes 6. Slide Glass 60 7. Fix Glass 8. Door Glass 9. Doble techo 10. Set

DE

**TECHNISCHE EIGENSCHAFTEN**

- Pergola mit verschiebbarem Tuch
- Ankoppelbare Module (nur bei Nomo und Rialto)
- Pergola mit schwenkbaren Rinnen und Wasserablauf in den Pfosten (nur bei Nomo und Rialto)
- Motorisierte Bedienung
- Verfügbarkeit von Komfort- und Sicherheitssensoren, Kompatibilität mit Domotik und Sprachbefehle
- Struktur aus stranggepresster Aluminiumlegierung und Verbindungs- und Befestigungselementen aus Stahllegierung
- Einzelnes Tuch auf jede Modul

FR

**CARACTÉRISTIQUES TECHNIQUES**

- Pergola avec toile coulissante
- Modules accouplables (Nomo et Rialto uniquement)
- Pergola avec gouttière basculante et écoulement dans les poteaux (Nomo et Rialto uniquement)
- Actionnement motorisé
- Capteurs de confort et de sécurité disponibles, compatibilité avec la domotique et les assistants vocaux
- Structure en alliage d'aluminium extrudé et éléments de jonction et fixation en alliage d'acier
- Toile unique sur chaque module avec des raidisseurs calendrés


ES

**CARACTERÍSTICAS TÉCNICAS**

- Pérgola con lona deslizante
- Módulos combinables (sólo Nomo y Rialto)
- Pérgola con canalón saliente y desagüe en los pilares (sólo Nomo y Rialto)
- Movimentación motorizada
- Disponibilidad de sensores de confort y seguridad, compatibilidad con domótica y asistentes de voz
- Estructura fabricada en aleación de aluminio extruido y elementos de unión y fijación fabricados en aleación de acero
- Lonas simples en cada módulo con perfiles de la lona calandrados

FLAT  
PERGOLAS  
FABRIC

**PRODUCTS**



**NOMO**



**PHOENIX AIR**



**PHOENIX FREE**



**RIALTO**

## NOMO, RIALTO



**NOMO**



**RIALTO**

IT

### CARATTERISTICHE TECNICHE

- Pergola in alluminio con telo scorrevole motorizzato
- Dimensioni massime singolo modulo: 550L x 700P cm
- H max: Nomo 300 cm; Rialto 270 cm
- Dimensioni montanti: Nomo 15 x 15 cm; Rialto 10 x 15 cm
- Realizzabile in diverse configurazioni e con moduli accoppiabili
- Versioni autoportante o addossata a muro
- Deflusso dell'acqua con gronde basculanti e scarico integrato nei montanti
- Movimentazione motorizzata
- Nomo, a differenza di Rialto, è compatibile anche con Raso

### OPTIONAL

- Set: pedana in alluminio verificata strutturalmente per essere integrata in un unico corpo con la pergola, personalizzabile con LED Line a luce dimmerabile
- Glass Series: vetrate perimetrali
- Raso: tenda verticale a scomparsa (Nomo) con tessuti tecnici, oscuranti o filtranti e con sistema di trazione del telo (PSS)
- Illuminazione: LED Line dimmerabili perimetrali e sui rompitratta (luce bianca/RGB, bianco incluso), faretti posizionati sui montanti con fascio mono o biemissione (luce dimmerabile bianca)
- Ray: profili verticali con funzione estetica
- Drapes: tende morbide scorrevoli con funzione estetica
- Mod-Lines: sistema a giorno modulabile in alluminio personalizzabile con diversi accessori
- Sottotelo: funzione estetica di copertura del telo
- Prese di alimentazione e USB
- Predisposizione riscaldatori
- Home automation: creazione di scenari personalizzati richiamabili tramite app o comandi vocali
- Sensori di temperatura, pioggia e vento

EN

### TECHNICAL FEATURES

- Aluminium pergola with motorised sliding canvas
- Maximum dimensions single module: 550L x 700P cm
- H max: Nomo 300 cm; Rialto 270 cm
- Posts dimensions: Nomo 15 x 15 cm; Rialto 10 x 15 cm
- Feasible in different configurations and with couplable modules
- Self-supporting or wall-mounted versions
- Water drainage with tilting gutters and drainage integrated in the posts
- Motorised operation
- Nomo, differently from Rialto, is also compatible with Raso

### OPTIONAL

- Set: aluminium platform structurally verified to be fully integrated into the pergola, customizable with dimmable LED Line
- Glass Series: outer glass walls
- Raso: vertical retractable awning (Nomo) with technical, blackout or filter fabrics and with fabric tensioning system (PSS)
- Lighting: dimmable LED Line on the perimeter and on the ribs (white/RGB light, white included), spotlights positioned on the posts with uni- or bidirectional beam (white dimmable light)
- Ray: vertical profiles with aesthetic function
- Drapes: soft sliding curtains with aesthetic function
- Mod-Lines: modular open shelving system made of aluminium, customizable with different accessories
- Undercover: aesthetic covering function
- Sockets and USB ports
- Heaters predisposition
- Home automation: creation of customised scenarios controllable via app or voice commands
- Temperature, rain and wind sensors

DE

**TECHNISCHE EIGENSCHAFTEN**

- Aluminiumpergola mit motorisiertem verschiebbarem Tuch
- Maximale Abmessungen eines einzelnen Moduls: 550L x 700P cm
- H max: Nomo 300 cm; Rialto 270 cm
- Abmessungen der Pfosten: Nomo 15 x 15 cm; Rialto 10 x 15 cm
- In verschiedenen Konfigurationen und mit ankoppelbaren Einheiten machbar
- Selbsttragende oder an der Wand befestigte Ausführungen
- Wasserablauf mit schwenkbaren Rinnen und im Pfosten integrierten Abfluss
- Motorisierte Bedienung
- Nomo ist, im Gegensatz zu Rialto, auch mit Raso kompatibel

**OPTIONAL**

- Set: strukturell geprüfter Aluminiumunterbau, die vollständig in der Pergola integriert werden kann, mit dimmbarer LED Line individuell gestaltbar
- Glass Series: umlaufende Verglasungen
- Raso: versenkbare Senkrechtmarkise (Nomo) mit technischen, Verdunkelungs- oder durchscheinenden Stoffen und mit Tuchspannsystem (PSS)
- Beleuchtung: dimmbare LED Line am Perimeter und an den Tuchprofilen (weißes/RGB-Licht, weißes Licht inbegriffen), Strahler an den Pfosten mit uni- oder bidirektionalem Strahl (weißes dimmbares Licht)
- Ray: vertikale Profile mit einer ästhetischen Funktion
- Drapes: weiche Schiebevordänge mit einer ästhetischen Funktion
- Mod-Lines: modulares offenes Regalsystem aus Aluminium, mit verschiedenen Zubehörteilen kombinierbar
- Untertuch: ästhetische Funktion zur Abdeckung des Tuchs
- Steckdosen und USB-Anschlüsse
- Vorbereitung für Heizgeräte
- Home automation: Erstellung individueller Szenarien, die per App oder Sprachbefehl abrufbar sind
- Temperatur-, Regen- und Windsensoren

FR

**CARACTÉRISTIQUES TECHNIQUES**

- Pergola en aluminium avec toile coulissante motorisée
- Dimensions maximales du module simple: 550L x 700P cm
- H max: Nomo 300 cm; Rialto 270 cm
- Dimensions poteaux: Nomo 15 x 15 cm; Rialto 10 x 15 cm
- Réalisable dans différentes configurations et avec des modules accouplables
- Versions autoportante ou adossée au mur
- Écoulement de l'eau avec gouttières basculantes et écoulement intégré dans les poteaux
- Actionnement motorisé
- Nomo, au contraire de Rialto, est aussi compatible avec Raso

**OPTIONAL**

- Set: plateforme en aluminium structurellement vérifiée pour être complètement intégrée dans la pergola, personnalisable avec LED Line à lumière dimmable
- Glass Series: vitrages périmétrique
- Raso: store rétractable vertical (Nomo) avec tissus techniques, obscurcissant ou filtrants et avec système de tension du tissu (PSS)
- Eclairage: LED Line dimmables périmétriques ou sur les raidisseurs (lumière blanche/RGB, blanc inclus), projecteurs positionnés sur les poteaux à faisceau mono-ou bi-émission (lumière blanche dimmable)
- Ray: profilés verticaux à fonction décorative
- Drapes: rideaux doux coulissants à fonction décorative
- Mod-Lines: système ouvert modulable en aluminium personnalisable avec plusieurs accessoires
- Sous-toile: fonction de couverture esthétique
- Prises d'alimentation et USB
- Prédiposition réchauffeurs
- Home automation: création de scénarios personnalisés qui peuvent être activés à l'aide d'une application ou par commande vocale
- Capteurs de température, pluie et vent

ES

**CARACTERÍSTICAS TÉCNICAS**

- Pergola de aluminio con lona deslizante motorizada
- Dimensiones máximas de cada módulo: 550L x 700P
- H max: Nomo 300 cm; Rialto 270 cm
- Medidas pilares: Nomo 15 x 15 cm; Rialto 10 x 15 cm
- Realizable en distintas configuraciones y con módulos combinables
- Versión autoportante o a pared
- Desagüe con canal basculante y con drenaje integrado en los pilares
- Movimentación motorizada
- Nomo, al contrario de Rialto, es compatible con Raso

**OPTIONAL**

- Set: plataforma de aluminio pensada estructuralmente para integrars en un único elemento con la pergola, personalizable con LED Line a luz dimerizable
- Glass Series: láminas perimentrales
- Raso: cierre vertical integrado (Nomo) con tejidos técnicos, de oscurecimiento o filtrantes y con un sistema de tensión de la lona (PSS)
- Iluminación: LED line dimerizable perimetral y en los perfiles de la lona (luz blanca/RGB, blanco incluido), focos montados en los pilares con haz de luz simple o doble (luz blanca dimerizable)
- Ray: perfiles verticales con función estética
- Drapes: cortinas correderas suaves con una función estética
- Mod-Lines: sistema modular abierto de aluminio personalizable con varios accesorios
- Doble techo con función estética de cobertura de la lona
- Tomas de corriente y USB
- Preparación calefactores
- Home automation: creación de escenarios personalizados que se pueden recuperar a través de la aplicación o de comandos de voz
- Sensores de temperatura, lluvia y viento

## PHOENIX AIR, PHOENIX FREE



PHOENIX AIR



PHOENIX FREE

IT

### CARATTERISTICHE TECNICHE

- Pergola in alluminio con telo scorrevole motorizzato
- Dimensioni massime singolo modulo:
  - Phoenix Air: 550L x 1000P cm
  - Phoenix Free: 550L x 600P cm
- H max: 270 cm
- Dimensioni montanti: 10 x 15 cm
- Versioni autoportante o addossata a muro
- Movimentazione motorizzata
- Scarico laterale dell'acqua
- Phoenix Air è caratterizzata da arcate intermedie, Phoenix Free da montanti negli angoli

### OPTIONAL

- Set: pedana in alluminio verificata strutturalmente per essere integrata in un unico corpo con la pergola, personalizzabile con LED Line a luce dimmerabile
- Illuminazione: LED Line dimmerabili sui rompitratta (luce bianca/RGB, bianco incluso), faretti posizionati sui montanti con fascio mono o biemissione (luce dimmerabile bianca)
- Ray: profili verticali con funzione estetica
- Sottotelo: funzione estetica di copertura del telo
- Tettuccio
- Prese di alimentazione e USB
- Home automation: creazione di scenari personalizzati richiamabili tramite app o comandi vocali
- Sensori di temperatura, pioggia e vento

EN

### TECHNICAL FEATURES

- Aluminium pergola with motorised sliding canvas
- Maximum dimensions single module:
  - Phoenix Air: 550L x 1000P cm
  - Phoenix Free: 550L x 600P cm
- H max: 270 cm
- Posts dimensions: 10 x 15 cm
- Self-supporting or wall-mounted versions
- Motorised operation
- Side water drainage
- Phoenix Air is characterised by middle arches, Phoenix Free by posts in the corners

### OPTIONAL

- Set: aluminium platform structurally verified to be integrated in a single body with the pergola, customisable with dimmable LED Line
- Lighting: dimmable LED Line on the ribs (white/RGB light, white included), spotlights positioned on the posts with uni- or bidirectional beam (white dimmable light)
- Ray: vertical profiles with aesthetic function
- Undercover: aesthetic covering function
- Hood
- Sockets and USB
- Home automation: creation of customised scenarios controllable via app or voice commands
- Temperature, rain and wind sensors



archiproducts  
DESIGN AWARDS  
WINNER 2022

DE

**TECHNISCHE EIGENSCHAFTEN**

- Aluminiumpergola mit motorisiertem verschiebbarem Tuch
- Maximale Abmessungen eines einzelnen Moduls:
  - Phoenix Air: 550L x 1000P cm
  - Phoenix Free: 550L x 600P cm
- H max: 270 cm
- Abmessungen der Pfosten: 10 x 15
- Selbsttragende oder an der Wand befestigte Ausführungen
- Motorisierte Bedienung
- Seitlicher Wasserabfluss
- Phoenix Air zeichnet sich durch Zwischenbögen aus, Phoenix Free durch Pfosten in den Ecken

**OPTIONAL**

- Set: strukturell geprüfter Aluminiumunterbau, die in einem einzigen Teil mit der Pergola integriert werden kann, anpassbar mit dimmbarer LED Line
- Beleuchtung: dimmbare LED Line an den Tuchprofilen (weißes/RGB-Licht, weißes Licht inbegriffen), Strahler an den Pfosten mit uni- oder bidirektionalem Strahl (weißes dimmbares Licht)
- Ray: vertikale Profile mit einer ästhetischen Funktion
- Untertuch: ästhetische Funktion zur Abdeckung des Tuchs
- Schutzdach
- Steckdosen und USB-Anschlüsse
- Home automation: Erstellung individueller Szenarien, die per App oder Sprachbefehl abrufbar sind
- Temperatur-, Regen- und Windsensoren

FR

**CARACTÉRISTIQUES TECHNIQUES**

- Pergola en aluminium avec toile coulissante motorisée
- Dimensions maximales du module simple:
  - Phoenix Air: 550L x 1000P cm
  - Phoenix Free: 550L x 600P cm
- H max: 270 cm
- Dimensions poteaux: 10 x 15 cm
- Versions autoporteuses ou appliquées au mur
- Actionnement motorisé
- Écoulement latérale de l'eau
- Phoenix Air se caractérise par des arcades intermédiaires, Phoenix Free par des poteaux dans les angles

**OPTIONAL**

- Set: plateforme en aluminium structurellement vérifiée pour être intégrée en un seul corps avec la pergola, personnalisable avec LED Line dimmable
- Eclairage: LED Line dimmables sur les raidisseurs (lumière blanche/RGB, blanc inclus), projecteurs positionnés sur les poteaux à faisceau mono-ou bi-émission (lumière blanche dimmable)
- Ray: profilés verticaux à fonction décorative
- Sous-toile: fonction de couverture esthétique
- Auvent
- Prises d'alimentation et USB
- Home automation: création de scénarios personnalisés qui peuvent être activés à l'aide d'une application ou d'une commande vocale
- Capteurs de température, pluie et vent

ES

**CARACTERÍSTICAS TÉCNICAS**

- Pergola de aluminio con lona deslizante motorizada
- Dimensiones máximas de cada módulo:
  - Phoenix Air: 550L x 1000P cm
  - Phoenix Free: 550L x 600P cm
- H max: 270 cm
- Medidas pilares: 10 x 15 cm
- Versión autoportante o a pared
- Movimentación motorizada
- Desagüe de agua lateral
- Phoenix Air se caracteriza por las arcadas intermedias, Phoenix Free por los pilares en los rincones

**OPTIONAL**

- Set: plataforma de aluminio pensada estructuralmente para integrars en un único elemento con la pergola, personalizable con LED Line a luz dimerizable
- Iluminación: LED line dimerizable en los perfiles de la lona (luz blanca/RGB, blanco incluido), focos montados en los pilares con haz de luz simple o doble (luz blanca dimerizable)
- Ray: perfiles verticales con función estética
- Doble techo con función estética de cobertura de la lona
- Tejadillo
- Tomas de corriente y USB
- Home automation: creación de escenarios personalizados que se pueden recuperar a través de la aplicación o de comandos de voz
- Sensores de temperatura, lluvia y viento



**Coperture in piano con telo**  
**Flat roofings with fabric**  
**Flache Überdachungen mit Tuch**  
**Couvertures planes avec toile**  
**Cubiertas planas con lona**

IT

**CARATTERISTICHE TECNICHE**

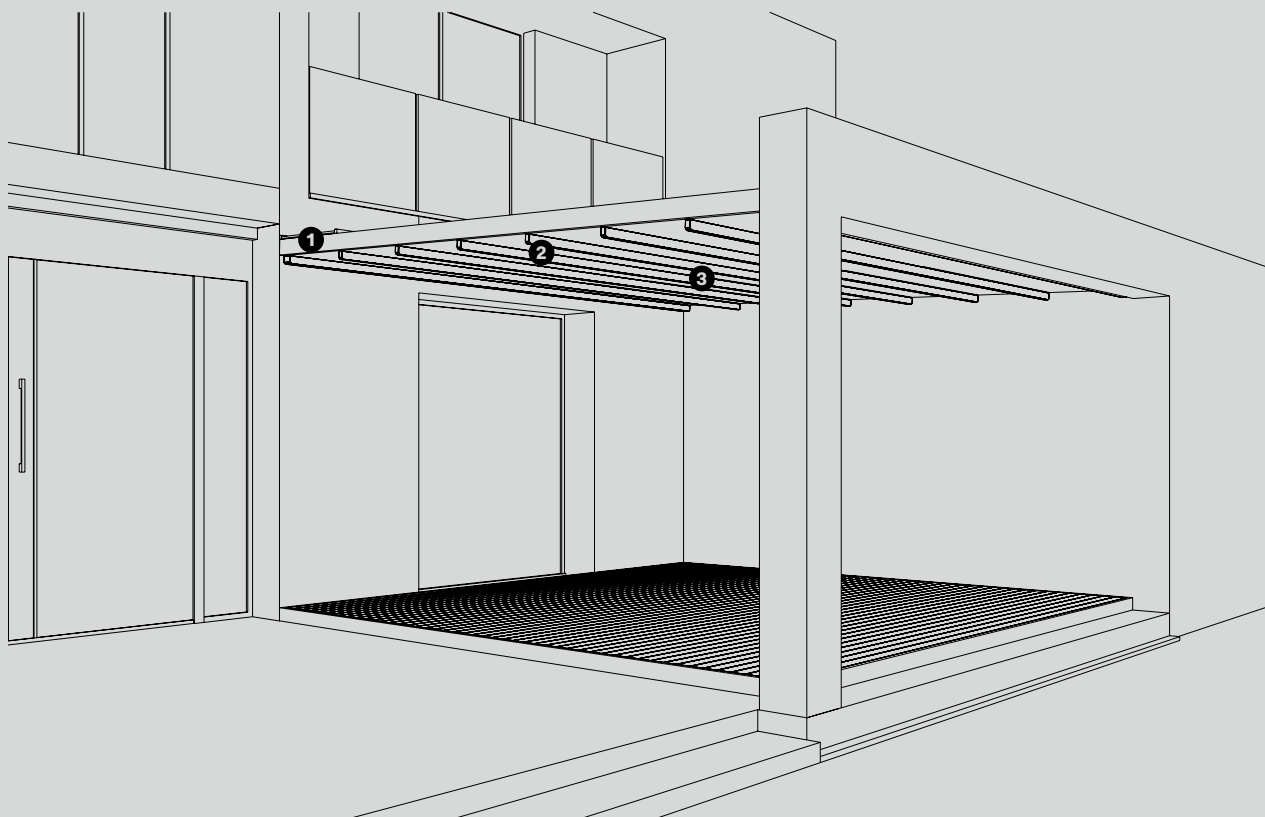
- Telo scorrevole su guide
- Moduli affiancabili
- Movimentazione manuale o a motore
- Struttura realizzata in lega di alluminio estruso ed elementi di giunzione e fissaggio in lega di acciaio
- Telo unico sulle configurazioni 1, 2, 3 moduli
- Premontaggio di serie fino a L ≤ 700 cm

EN

**TECHNICAL FEATURES**

- Sliding canvas on guides
- Side-by-side modules
- Manual or motorised operation
- Structure made of extruded aluminium alloy and steel alloy joining and fastening elements
- Single cover on 1, 2, 3 module configurations
- Standard pre-assembly up to L ≤ 700 cm

**DETAILS**



1. Tettuccio 2. LED Line su rompitratta 3. Sottotelo  
 1. Hood 2. LED Line on ribs 3. Undercover  
 1. Schutzdach 2. LED Line auf Tuchprofil 3. Untertuch  
 1. Auvent 2. LED Line sur raidisseurs 3. Sous-toile  
 1. Tejadillo 2. LED Line en los perfiles de la lona 3. Doble techo

DE

**TECHNISCHE EIGENSCHAFTEN**

- Verschiebbares Tuch auf Führungsschienen
- Nebeneinanderliegende Module
- Manuelle oder motorisierte Bedienung
- Struktur aus stranggepresster Aluminiumlegierung und Verbindungs- und Befestigungselementen aus Stahllegierung
- Einzelnes Tuch für Gestaltungen mit 1, 2, 3 Modulen
- Serienmäßige Vormontage bis zu  $L \leq 700$  cm

FR

**CARACTÉRISTIQUES TECHNIQUES**

- Toile coulissante sur guides
- Modules couplables
- Actionnement manuel ou motorisé
- Structure en alliage d'aluminium extrudé et éléments de jonction et fixation en alliage d'acier
- Toile unique sur les configurations de 1, 2, 3 modules
- Prémontage standard jusqu'à  $L \leq 700$  cm


ES

**CARACTERÍSTICAS TÉCNICAS**


- Lona deslizante sobre guías
- Módulos lado a lado
- Movimentación manual o con motor
- Estructura fabricada en aleación de aluminio extruido y elementos de unión y fijación fabricados en aleación de acero
- Lona única en configuraciones de 1, 2, 3 módulos
- Premontaje estándar hasta  $L \leq 700$  cm

FLAT  
ROOFINGS  
FABRIC

**PRODUCTS**




**ONE**



**TECNIC**

## ONE, TECNIC



ONE



TECNIC

IT

### CARATTERISTICHE TECNICHE

- Telo scorrevole su guide
- Dimensioni massime con tre campate:
  - Fissaggio guida sul lato P:  
Tecnico: 1300L x 800P cm  
One: 1300L x 900P cm
  - Fissaggio guida sul lato L:  
Tecnico: 1300L x 550P cm  
One: 1300L x 900P cm
- Dimensioni profilo guida: Tecnico: 5 x 10 cm, One: 10 x 16 cm
- Realizzabile in diverse configurazioni e con moduli accoppiabili
- Fissaggio in cavedi e strutture pre-esistenti
- Movimentazione manuale o a motore
- Scarico laterale dell'acqua

### OPTIONAL

- Illuminazione: LED Line dimmerabili sui rompitratta (luce bianca/RGB con bianco incluso)
- Sottotelo: funzione estetica di copertura del telo
- Tettuccio
- Home automation: creazione di scenari personalizzati richiamabili tramite app o comandi vocali
- Sensori di temperatura, pioggia e vento

EN

### TECHNICAL FEATURES

- Sliding canvas on rails
- Maximum dimensions with three spans:
  - P-side rail fixing:  
Tecnico: 1300L x 800P cm  
One: 1300L x 900P cm
  - L-side rail fixing:  
Tecnico: 1300L x 550P cm  
One: 1300L x 900P cm
- Rail profile dimensions: Tecnico: 5 x 10 cm, One: 10 x 16 cm
- Available in different configurations and with couplable modules
- Courtyards fixing and on pre-existing structures
- Manual or motorised operation
- Side water drainage

### OPTIONAL

- Lighting: dimmable LED Line on the ribs (white/RGB light with white included)
- Undercover: aesthetic covering function
- Hood
- Home automation: creation of customised scenarios controllable via app or voice commands
- Temperature, rain and wind sensors

DE

**TECHNISCHE EIGENSCHAFTEN**

- Auf Führungsschienen verschiebbares Tuch
- Maximale Abmessungen mit drei Feldern:
  - Befestigung der Führungsschiene auf Seite P:  
Tecníc: 1300L x 800P cm  
One: 1300L x 900P cm
  - Befestigung der Führungsschiene auf Seite L:  
Tecníc: 1300L x 550P cm  
One: 1300L x 900P cm
- Abmessungen des Führungsprofils:  
Tecníc: 5 x 10 cm, One: 10 x 16 cm
- Realisierbar in verschiedenen Konfigurationen und mit ankoppelbaren Modulen
- Befestigung in Hohlräumen und vorbestehenden Strukturen
- Manuelle oder motorisierte Bedienung
- Seitlicher Wasserabfluss

**OPTIONAL**

- Beleuchtung: dimmbare LED Line an den Tuchprofilen (weißes/RGB-Licht mit weißes Licht inbegriffen)
- Untertuch: ästhetische Funktion zur Abdeckung des Tuchs
- Schutzdach
- Home automation: Erstellung individueller Szenarien, die per App oder Sprachbefehl abrufbar sind
- Temperatur-, Regen- und Windsensoren

FR

**CARACTÉRISTIQUES TECHNIQUES**

- Toile coulissante sur guides
- Dimensions maximales avec trois travées:
  - Fixation rail sur le côté P:  
Tecníc: 1300L x 800P cm  
One: 1300L x 900P cm
  - Fixation rail sur le côté L:  
Tecníc: 1300L x 550P cm  
One: 1300L x 900P cm
- Dimensions profilé rail: Tecníc: 5 x 10 cm, One: 10 x 16 cm
- Réalisable dans différentes configurations et avec des modules accouplables
- Fixation courrettes ou dans structures préexistantes
- Actionnement manuel ou motorisé
- Écoulement latérale de l'eau

**OPTIONAL**

- Eclairage: LED Line dimmables sur les raidisseurs (lumière blanche/RGB avec blanc inclus)
- Sous-toile: fonction de couverture esthétique
- Auvent
- Home automation: création de scénarios personnalisés qui peuvent être activés à l'aide d'une application ou d'une commande vocale
- Capteurs de température, pluie et vent

ES

**CARACTERÍSTICAS TÉCNICAS**

- Lona deslizante sobre guías
- Medidas máximas con tres vanos:
  - Fijación de la guía dal lado P:  
Tecníc: 1300L x 800P cm  
One: 1300L x 900P cm
  - Fijación de la guía dal lado L:  
Tecníc: 1300L x 550P cm  
One: 1300L x 900P cm
- Medidas perfil guía: Tecníc: 5 x 10 cm, One: 10 x 16 cm
- Realizable en distintas configuraciones y con módulos combinables
- Fijación en nichos y estructuras preexistentes
- Movimentación manual o con motor
- Desagüe de agua lateral

**OPTIONAL**

- Iluminación: LED line dimerizable en los perfiles de la lona (luz blanca/RGB con blanco incluido)
- Doble techo con función estética de cobertura de la lona
- Tejadillo
- Home automation: creación de escenarios personalizados que se pueden recuperar a través de la aplicación o de comandos de voz
- Sensores de temperatura, lluvia y viento

**Pergole inclinate con telo**  
**Inclined pergolas with fabric**  
**Schräggestellte Pergolen mit Tuch**  
**Pergolas inclinées avec toile**  
**Pérgolas inclinadas con lona**

IT

**CARATTERISTICHE TECNICHE**

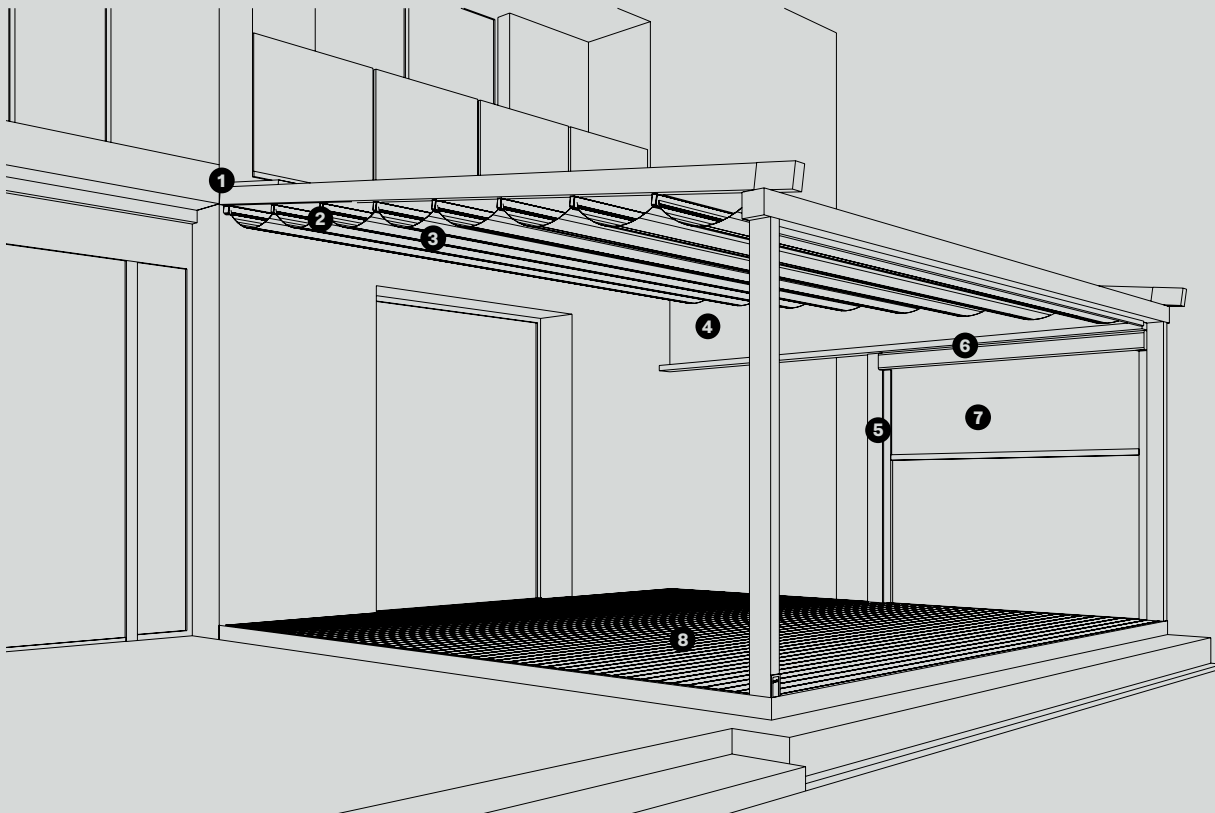
- Pergola con telo scorrevole fissata a parete
- Moduli affiancabili
- Pergola con gronda per la raccolta e lo scarico dell'acqua (escluso Evo, Stil)
- Movimentazione manuale o a motore
- Struttura realizzata in lega di alluminio estruso ed elementi di giunzione e fissaggio in lega di acciaio
- Telo unico sulle configurazioni 1, 2, 3 moduli
- Premontaggio di serie fino a L ≤ 700 cm

EN

**TECHNICAL FEATURES**

- Pergola with sliding canvas wall mounted
- Side-by-side modules
- Pergola with gutter for water collection and drainage (except Evo, Stil)
- Manual or motorised operation
- Structure made of extruded aluminium alloy and steel alloy joining and fastening elements
- Single cover on 1, 2, 3 module configurations
- Standard pre-assembly up to L ≤ 700 cm

**DETAILS**



1. Tettuccio 2. LED Line 3. Sottotelo 4. Timpano 5. Montante aggiuntivo 6. Profilo corrente laterale 7. Tende verticali 8. Set  
 1. Hood 2. LED Line 3. Undercover 4. Gable 5. Additional post 6. Side crossbar profile 7. Vertical awnings 8. Set  
 1. Schutzdach 2. LED Line 3. Untertuch 4. Giebel 5. Zusätzlicher Pfosten 6. Seitliches Stromprofil 7. Senkrechtmarkisen 8. Set  
 1. Tejadillo 2. LED Line 3. Doble techo 4. Tímpano 5. Pilar adicional 6. Perfil de la corriente lateral 7. Toldos verticales 8. Set

DE

**TECHNISCHE EIGENSCHAFTEN**

- Wandbefestigte Pergola mit verschiebbarem Tuch
- Nebeneinanderliegende Module
- Pergola mit Rinne für Wassersammlung und -abfluss (außer Evo, Stil)
- Manuelle oder motorisierte Bedienung
- Struktur aus stranggepresster Aluminiumlegierung und Verbindungselementen aus Stahllegierung
- Einzelnes Tuch für Gestaltungen mit 1, 2, 3 Modulen
- Serienmäßige Vormontage bis zu  $L \leq 700$  cm

FR

**CARACTÉRISTIQUES TECHNIQUES**

- Pergola avec toile coulissante fixée au mur
- Modules couplables
- Pergola avec gouttière pour la collecte et l'écoulement de l'eau (sauf Evo, Stil)
- Actionnement manuel ou motorisé
- Structure en alliage d'aluminium extrudé et éléments de jonction et fixation en alliage d'acier
- Toile unique sur les configurations de 1, 2, 3 modules
- Prémontage standard jusqu'à  $L \leq 700$  cm

ES

**CARACTERÍSTICAS TÉCNICAS**

- Pérgola con lona deslizante fijada a pared
- Módulos lado a lado
- Pérgola con canalón para recogida y desagüe (excepto Evo, Stil)
- Movimentación manual o con motor
- Estructura fabricada en aleación de aluminio extruido y elementos de unión y fijación fabricados en aleación de acero
- Lona única en configuraciones de 1, 2, 3 módulos
- Premontaje estándar hasta  $L \leq 700$  cm

INCLINED  
PERGOLAS  
FABRIC

**PRODUCTS**



**EVO**



**FUSION**



**INFINITY**



**LEVEL**



**LEVEL 63**



**META**



**MITO**



**STIL**

## EVO, LEVEL, LEVEL 63, MITO



EVO



LEVEL, LEVEL 63



MITO

IT

### CARATTERISTICHE TECNICHE

- Pergola con telo scorrevole fissata a parete
- Dimensioni massime con tre campate:
  - Level 63, Level: 1300L x 650P cm
  - Evo, Mito: 1300L x 900P cm
- H max: 250 - 270 cm
- Dimensioni montanti: Level 63, Level: 6 x 12 cm; Evo, Mito: 10 x 15 cm
- Dimensioni profilo guida: Level 63, Level: 6 x 12 cm; Evo, Mito: 10 x 16 cm
- Realizzabile in diverse configurazioni e con moduli affiancabili
- Movimentazione manuale o a motore
- Deflusso dell'acqua con gronda e scarico integrato nei montanti (escluso Evo)
- Level, Level 63, Mito, Evo si distinguono per dimensioni e design

### OPTIONAL

- Illuminazione: LED Line dimmerabili sui rompitratta (luce bianca/RGB, bianco incluso)
- Sottotelo: funzione estetica di copertura del telo
- Tettuccio
- Tende verticali con box (solo per Level 63, Level, Mito) con tessuti tecnici, oscuranti o filtranti
- Set: pedana in alluminio verificata strutturalmente per essere integrata in un unico corpo con la pergola, personalizzabile con LED Line a luce dimmerabile (Mito, Evo)
- Home automation: creazione di scenari personalizzati richiamabili tramite app o comandi vocali
- Sensori di temperatura, pioggia e vento

EN

### TECHNICAL FEATURES

- Pergola with sliding canvas wall mounted
- Maximum dimensions with three spans:
  - Level 63, Level: 1300L x 650P cm
  - Evo, Mito: 1300L x 900P cm
- H max: 250 - 270 cm
- Posts dimensions: Level 63, Level: 6 x 12 cm; Evo, Mito: 10 x 15 cm
- Rail profile dimensions: Level 63, Level: 6 x 12 cm; Evo, Mito: 10 x 16 cm
- Available in different configurations and with side-by-side modules
- Manual or motorised operation
- Water drainage with gutter and drainage integrated in the posts (except Evo)
- Level, Level 63, Mito, Evo differ in dimensions and design

### OPTIONAL

- Lighting: dimmable LED Line on the ribs (white/RGB light, white included)
- Undercover: aesthetic covering function
- Hood
- Vertical awnings with box (only for Level 63, Level, Mito) with technical, blackout or filter fabrics
- Set: aluminium platform structurally verified to be integrated in a single body with the pergola, customisable with dimmable LED Line (Mito, Evo)
- Home automation: creation of customised scenarios controllable via app or voice commands
- Temperature, rain and wind sensors

DE

**TECHNISCHE EIGENSCHAFTEN**

- Wandbefestigte Pergola mit verschiebbarem Tuch
- Maximale Abmessungen mit drei Feldern:
  - Level 63, Level: 1300L x 650P cm
  - Evo, Mito: 1300L x 900P cm
- H max: 250 - 270 cm
- Abmessungen der Pfosten: Level 63, Level: 6 x 12 cm; Evo, Mito: 10 x 15 cm
- Abmessungen des Führungsprofils: Level 63, Level: 6 x 12 cm; Evo, Mito: 10 x 16 cm
- Realisierbar in verschiedenen Konfigurationen und mit nebeneinanderliegenden Modulen
- Manuelle oder motorisierte Bedienung
- Wasserablauf mit Rinne und im Pfosten integriertem Abfluss (außer Evo)
- Level, Level 63, Mito, Evo fallen durch Abmessungen und Design auf

**OPTIONAL**

- Beleuchtung: dimmbare LED Line an den Tuchprofilen (weißes/RGB-Licht, weißes Licht inbegriffen)
- Untertuch: ästhetische Funktion zur Abdeckung des Tuchs
- Schutzdach
- Senkrechtmarkisen mit Box (nur für Level 63, Level, Mito) mit technischen, Verdunklungs- oder durchscheinenden Stoffen
- Set: strukturell geprüfter Aluminiumunterbau, die in einem einzigen Teil mit der Pergola integriert werden kann, anpassbar mit dimmbarer LED Line (Mito, Evo)
- Home automation: Erstellung individueller Szenarien, die per App oder Sprachbefehl abrufbar sind
- Temperatur-, Regen- und Windsensoren

FR

**CARACTÉRISTIQUES TECHNIQUES**

- Pergola avec toile coulissante fixée au mur
- Dimensions maximales avec trois travées:
  - Level 63, Level: 1300L x 650P cm
  - Evo, Mito: 1300L x 900P cm
- H max: 250 - 270 cm
- Dimensions poteaux: Level 63, Level: 6 x 12 cm; Evo, Mito: 10 x 15 cm
- Dimensions profilé rail: Level 63, Level: 6 x 12 cm; Evo, Mito: 10 x 16 cm
- Réalisable dans différentes configurations et avec des modules couplables
- Actionnement manuel ou motorisé
- Écoulement de l'eau avec gouttière et écoulement intégré dans les poteaux (sauf Evo)
- Level, Level 63, Mito, Evo diffèrent dans les dimensions et le design

**OPTIONAL**

- Eclairage: LED Line dimmables sur les raidisseurs (lumière blanche/RGB, blanc inclus)
- Sous-toile: fonction de couverture esthétique
- Auvent
- Store vertical avec coffre (seulement pour Level 63, Level, Mito) avec tissus techniques, obscurcissant ou filtrants
- Set: plateforme en aluminium structurellement vérifiée pour être intégrée en un seul corps avec la pergola, personnalisable avec LED Line dimmable (Mito, Evo)
- Home automation: création de scénarios personnalisés qui peuvent être activés à l'aide d'une application ou d'une commande vocale
- Capteurs de température, pluie et vent

ES

**CARACTERÍSTICAS TÉCNICAS**

- Pérgola con lona deslizante fijada a pared
- Medidas máximas con tres vanos:
  - Level 63, Level: 1300L x 650P cm
  - Evo, Mito: 1300L x 900P cm
- H max: 250 - 270 cm
- Medidas pilares: Level 63, Level: 6 x 12 cm; Evo, Mito: 10 x 15 cm
- Medidas perfil guía: Level 63, Level: 6 x 12 cm; Evo, Mito: 10 x 16 cm
- Realizable en distintas configuraciones y con módulos lado a lado
- Movimentación manual o con motor
- Desagüe con canalón y con drenaje integrado en los pilares (excepto Evo)
- Level, Level 63, Mito, Evo difieren en medidas y diseño

**OPTIONAL**

- Iluminación: LED line dimerizable en los perfiles de la lona (luz blanca/RGB, blanco incluido)
- Doble techo con función estética de cobertura de la lona
- Tejadillo
- Toldos verticales con cofre (sólo para Level 63, Level, Mito) con tejidos técnicos, de oscurecimiento o filtrantes
- Set: plataforma de aluminio pensada estructuralmente para integrars en un único elemento con la pergola, personalizable con LED Line a luz dimerizable (Mito, Evo)
- Home automation: creación de escenarios personalizados que se pueden recuperar a través de la aplicación o de comandos de voz
- Sensores de temperatura, lluvia y viento



## FUSION, META

IT

### CARATTERISTICHE TECNICHE

- Pergola con telo scorrevole fissata a parete
- Dimensioni massime con tre campate:
  - Fusion: 1300L x 650P cm
  - Meta: 1300L x 900P cm
- H max: 270 cm
- Dimensioni montanti: 10 x 15 cm
- Realizzabile in diverse configurazioni e con moduli affiancabili
- Movimentazione manuale o a motore
- Deflusso dell'acqua con gronda e scarico integrato nei montanti

### OPTIONAL

- Illuminazione: LED Line dimmerabili sui rompitratta e sul profilo portante (luce bianca/RGB, bianco incluso)
- Sottotelo: funzione estetica di copertura del telo
- Tettuccio
- Raso: tenda verticale a scomparsa con tessuti tecnici, oscuranti o filtranti e con sistema di trazione del telo (PSS)
- Set: pedana in alluminio verificata strutturalmente per essere integrata in un unico corpo con la pergola, personalizzabile con LED Line a luce dimmerabile
- Home automation: creazione di scenari personalizzati richiamabili tramite app o comandi vocali
- Sensori di temperatura, pioggia e vento


EN

### TECHNICAL FEATURES

- Pergola with sliding canvas wall mounted
- Maximum dimensions with three spans:
  - Fusion: 1300L x 650P cm
  - Meta: 1300L x 900P cm
- H max: 270 cm
- Posts dimensions: 10 x 15 cm
- Available in different configurations and with side-by-side modules
- Manual or motorised operation
- Water drainage with gutter and drainage integrated in the posts

### OPTIONAL

- Lighting: dimmable LED Line on the ribs and on the supporting profile (white/RGB light, white included)
- Undercover: aesthetic covering function
- Hood
- Raso: vertical retractable awning with technical, blackout or filter fabrics and with fabric tensioning system (PSS)
- Set: aluminium platform structurally verified to be integrated in a single body with the pergola, customisable with dimmable LED Line
- Home automation: creation of customised scenarios controllable via app or voice commands
- Temperature, rain and wind sensors



FUSION



META

DE

**TECHNISCHE EIGENSCHAFTEN**

- Wandbefestigte Pergola mit verschiebbarem Tuch
- Maximale Abmessungen mit drei Feldern:
  - Fusion: 1300L x 650P cm
  - Meta: 1300L x 900P cm
- H max: 270 cm
- Abmessungen der Pfosten: 10 x 15
- Realisierbar in verschiedenen Konfigurationen und mit nebeneinanderliegenden Modulen
- Manuelle oder motorisierte Bedienung
- Wasserablauf mit Rinne und im Pfosten integrierten Abfluss

**OPTIONAL**

- Beleuchtung: dimmbare LED Line an den Tuchprofilen und am Trägerprofil (weißes/RGB-Licht, weißes Licht inbegriffen)
- Untertuch: ästhetische Funktion zur Abdeckung des Tuchs
- Schutzdach
- Raso: versenkbare Senkrechtmarkise mit technischen, Verdunkelungs- oder durchscheinenden Stoffen und mit Tuchspannsystem (PSS)
- Set: strukturell geprüfter Aluminiumunterbau, die in einem einzigen Teil mit der Pergola integriert werden kann, anpassbar mit dimmbarer LED Line
- Home automation: Erstellung individueller Szenarien, die per App oder Sprachbefehl abrufbar sind
- Temperatur-, Regen- und Windsensoren

FR

**CARACTÉRISTIQUES TECHNIQUES**

- Pergola avec toile coulissante fixée au mur
- Dimensions maximales avec trois travées:
  - Fusion: 1300L x 650P cm
  - Meta: 1300L x 900P cm
- H max: 270 cm
- Dimensions poteaux: 10 x 15 cm
- Réalisable dans différentes configurations et avec des modules couplables
- Actionnement manuel ou motorisé
- Écoulement de l'eau avec gouttière et écoulement intégré dans les poteaux

**OPTIONAL**

- Eclairage: LED Line dimmables sur les raidisseurs et sur le profilé porteur (lumière blanche/RGB, blanc inclus)
- Sous-toile: fonction de couverture esthétique
- Auvent
- Raso: store rétractable vertical avec tissus techniques, obscurcissant ou filtrants et avec système de tension du tissu (PSS)
- Set: plateforme en aluminium structurellement vérifiée pour être intégrée en un seul corps avec la pergola, personnalisable avec LED Line dimmable
- Home automation: création de scénarios personnalisés qui peuvent être activés à l'aide d'une application ou d'une commande vocale
- Capteurs de température, pluie et vent

ES

**CARACTERÍSTICAS TÉCNICAS**

- Pérgola con lona deslizante fijada a pared
- Medidas máximas con tres vanos:
  - Fusion: 1300L x 650P cm
  - Meta: 1300L x 900P cm
- H max: 270 cm
- Medidas pilares: 10 x 15 cm
- Realizable en distintas configuraciones y con módulos lado a lado
- Movimentación manual o con motor
- Desagüe con canalón y con drenaje integrado en los pilares

**OPTIONAL**

- Iluminación: LED line dimerizable en los perfiles de la lona y en el perfil portante (luz blanca/RGB, blanco incluido)
- Doble techo con función estética de cobertura de la lona
- Tejadillo
- Raso: cierre vertical integrado con tejidos técnicos, de oscurecimiento o filtrantes y con un sistema de tensión de la lona (PSS)
- Set: plataforma de aluminio pensada estructuralmente para integrars en un único elemento con la pergola, personalizable con LED Line a luz dimerizable
- Home automation: creación de escenarios personalizados que se pueden recuperar a través de la aplicación o de comandos de voz
- Sensores de temperatura, lluvia y viento

## INFINITY, STIL



**INFINITY**



**STIL**

IT

### CARATTERISTICHE TECNICHE

- Pergola con telo scorrevole fissata a parete
- Dimensioni massime con tre campate: 1300L x 700P cm
- H max: 250-270 cm
- Dimensioni montanti: 10 x 15 cm
- Regolazione dell'inclinazione dei montanti (Stil)
- Realizzabile in diverse configurazioni e con moduli affiancabili
- Movimentazione manuale o a motore
- Deflusso dell'acqua con gronda e scarico integrato nei montanti (escluso Stil)
- Stil e Infinity si distinguono per dimensioni e design

### OPTIONAL

- Illuminazione: LED Line dimmerabili sui rompitratta (luce bianca/RGB, bianco incluso)
- Sottotelo: funzione estetica di copertura del telo
- Tettuccio
- Tende verticali con box (solo per Infinity) con tessuti tecnici, oscuranti o filtranti
- Set: pedana in alluminio verificata strutturalmente per essere integrata in un unico corpo con la pergola, personalizzabile con LED Line a luce dimmerabile (Infinity)
- Home automation: creazione di scenari personalizzati richiamabili tramite app o comandi vocali
- Sensori di temperatura, pioggia e vento

EN

### TECHNICAL FEATURES

- Pergola with sliding canvas wall mounted
- Maximum dimensions with three spans: 1300L x 700P cm
- H max: 250 - 270 cm
- Posts dimensions: 10 x 15 cm
- Adjusting of the inclination of the posts (Stil)
- Available in different configurations and with side-by-side modules
- Manual or motorised operation
- Water drainage with gutter and drainage integrated in the posts (except Stil)
- Stil and Infinity differ in dimensions and design

### OPTIONAL

- Lighting: dimmable LED Line on the ribs (white/RGB light, white included)
- Undercover: aesthetic covering function
- Hood
- Vertical awnings with box (only for Infinity) with technical, blackout or filter fabrics
- Set: aluminium platform structurally verified to be integrated in a single body with the pergola, customisable with dimmable LED Line (Infinity)
- Home automation: creation of customised scenarios controllable via app or voice commands
- Temperature, rain and wind sensors

DE

**TECHNISCHE EIGENSCHAFTEN**

- Wandbefestigte Pergola mit verschiebbarem Tuch
- Maximale Abmessungen mit drei Feldern: 1300L x 700P cm
- H max: 250 - 270 cm
- Abmessungen der Pfosten: 10 x 15
- Einstellen der Neigung der Pfosten (Stil)
- Realisierbar in verschiedenen Konfigurationen und mit nebeneinanderliegenden Modulen
- Manuelle oder motorisierte Bedienung
- Wasserablauf mit Rinne und im Pfosten integriertem Abfluss (außer Stil)
- Stil und Infinity fallen durch Abmessungen und Design auf

**OPTIONAL**

- Beleuchtung: dimmbare LED Line an den Tuchprofilen (weißes/RGB-Licht, weißes Licht inbegriffen)
- Untertuch: ästhetische Funktion zur Abdeckung des Tuchs
- Schutzdach
- Senkrechtmarkisen mit Box (nur für Infinity) mit technischen, Verdunkelungs- oder durchscheinenden Stoffen
- Set: strukturell geprüfter Aluminiumunterbau, die in einem einzigen Teil mit der Pergola integriert werden kann, anpassbar mit dimmbarer LED Line (Infinity)
- Home automation: Erstellung individueller Szenarien, die per App oder Sprachbefehl abrufbar sind
- Temperatur-, Regen- und Windsensoren

FR

**CARACTÉRISTIQUES TECHNIQUES**

- Pergola avec toile coulissante fixée au mur
- Dimensions maximales avec trois travées: 1300L x 700P cm
- H max: 250 - 270 cm
- Dimensions poteaux: 10 x 15 cm
- Réglage de l'inclinaison des poteaux (Stil)
- Réalisable dans différentes configurations et avec des modules couplables
- Actionnement manuel ou motorisé
- Écoulement de l'eau avec gouttière et écoulement intégré dans les poteaux (sauf Stil)
- Stil et Infinity diffèrent dans les dimensions et le design

**OPTIONAL**

- Eclairage: LED Line dimmables sur les raidisseurs (lumière blanche/RGB, blanc inclus)
- Sous-toile: fonction de couverture esthétique
- Auvent
- Store vertical avec coffre (seulement pour Infinity) avec tissus techniques, obscurcissant ou filtrants
- Set: plateforme en aluminium structurellement vérifiée pour être intégrée en un seul corps avec la pergola, personnalisable avec LED Line dimmable (Infinity)
- Home automation: création de scénarios personnalisés qui peuvent être activés à l'aide d'une application ou d'une commande vocale
- Capteurs de température, pluie et vent

ES

**CARACTERÍSTICAS TÉCNICAS**

- Pérgola con lona deslizante fijada a pared
- Medidas máximas con tres vanos: 1300L x 700P
- H max: 250 - 270 cm
- Medidas pilares: 10 x 15 cm
- Ajuste de la inclinación de los pilares (Stil)
- Realizable en distintas configuraciones y con módulos lado a lado
- Movimentación manual o con motor
- Desagüe con canalón y con drenaje integrado en los pilares (excepto Stil)
- Stil y Infinity difieren en medidas y diseño

**OPTIONAL**

- Iluminación: LED line dimerizable en los perfiles de la lona (luz blanca/RGB, blanco incluido)
- Doble techo con función estética de cobertura de la lona
- Tejadillo
- Toldos verticales con cofre (sólo para Infinity) con tejidos técnicos, de oscurecimiento o filtrantes
- Set: plataforma de aluminio pensada estructuralmente para integrars en un único elemento con la pergola, personalizable con LED Line a luz dimerizable (Infinity)
- Home automation: creación de escenarios personalizados que se pueden recuperar a través de la aplicación o de comandos de voz
- Sensores de temperatura, lluvia y viento

IT

**CARATTERISTICHE TECNICHE**

- Tenda verticale con telo scorrevole
- Movimentazione manuale o a motore

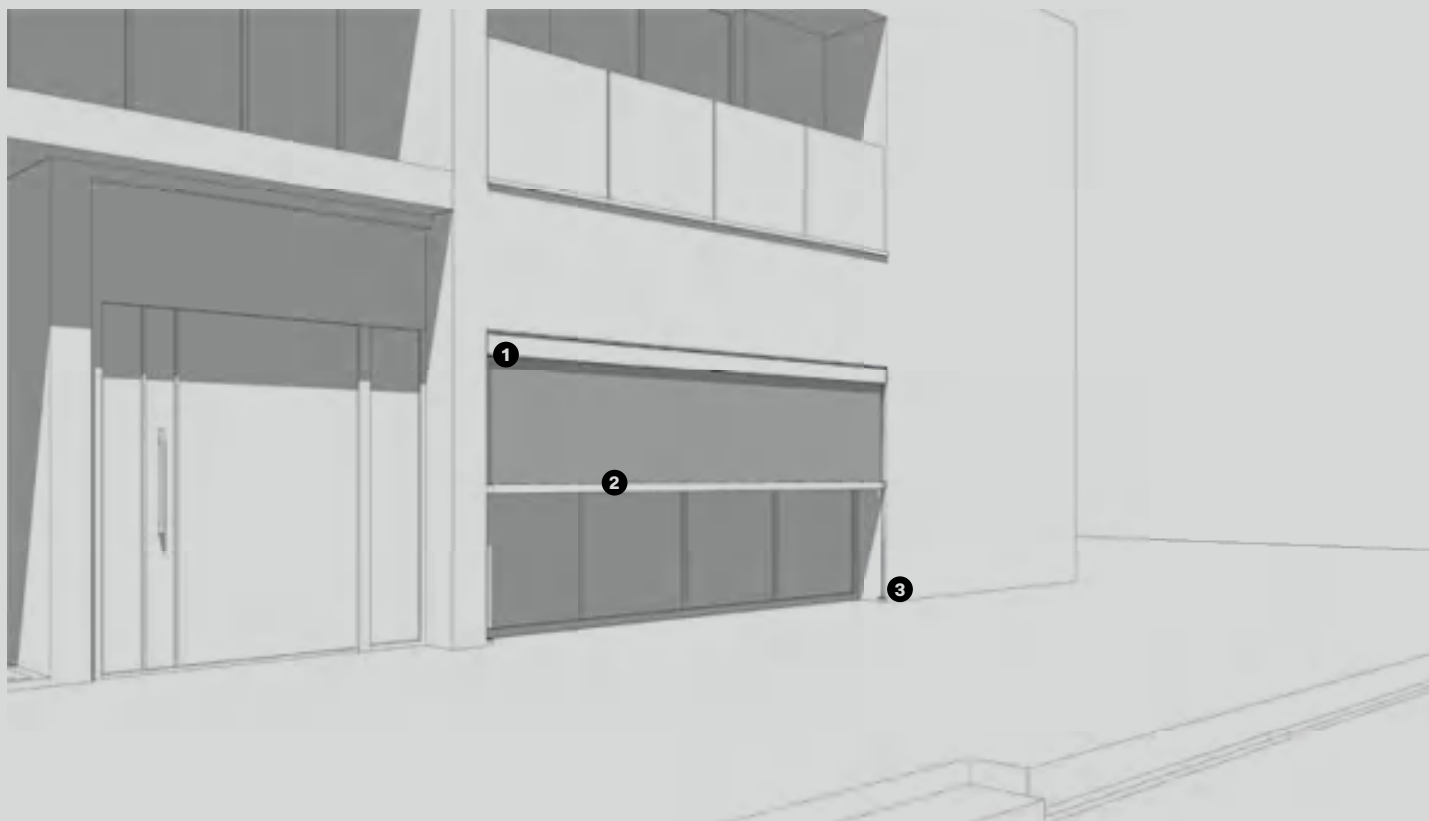
EN

**TECHNICAL FEATURES**

- Vertical awning with retractable canvas
- Manual or motorised operation

**Tende verticali**  
**Vertical awnings**  
**Senkrechtmarkisen**  
**Stores verticaux**  
**Toldos verticales**

**DETAILS**



1. LED Line 2. Power Spring System (PSS) 3. Magnetic Lock System (MLS)  
 1. LED Line 2. Power Spring System (PSS) 3. Magnetic Lock System (MLS)  
 1. LED Line 2. Power Spring System (PSS) 3. Magnetic Lock System (MLS)  
 1. LED Line 2. Power Spring System (PSS) 3. Magnetic Lock System (MLS)  
 1. LED Line 2. Power Spring System (PSS) 3. Magnetic Lock System (MLS)

DE

**TECHNISCHE EIGENSCHAFTEN**

- Senkrechtmarkise mit verschiebbarem Tuch
- Manuelle oder motorisierte Bedienung

FR

**CARACTÉRISTIQUES TECHNIQUES**

- Store vertical avec toile coulissante
- Actionnement manuel ou motorisé

ES

**CARACTERÍSTICAS TÉCNICAS**

- Toldo vertical con lona deslizante
- Movimentación manual o con motor

**PRODUCTS**




**PE SERIES**




**T-BOX CABLES**



**T-BOX ZIP**




**T-LINE**



**T-LOOP**



**T-SQUARE**



**T-ZONE**



**X SERIES**

## PE SERIES



PE 10




PE 10 BOX



PE 70



PE 70 BOX



PE 75



PE 75 BOX



PE 80



PE 80 BOX

IT

### CARATTERISTICHE TECNICHE

- Tende verticali con o senza box
- Dimensioni massime:
  - PE 10: 705L x 300H cm
  - PE 10 Box: 470L x 300H cm
  - PE 70, PE 70 Box, PE 75, PE 75 Box: 470L x 250H cm
  - PE 80: 705 x 150H cm
  - PE 80 Box: 470L x 150H cm
- Fissaggio a parete o a soffitto
- Movimentazione manuale o a motore
- Volant di serie

### OPTIONAL

- Tettuccio (PE 10, PE 80)
- Sensore vento
- Scritte, decori e loghi

EN

### TECHNICAL FEATURES

- Vertical awnings with or without box
- Maximum dimensions:
  - PE 10: 705L x 300H cm
  - PE 10 Box: 470L x 300H cm
  - PE 70, PE 70 Box, PE 75, PE 75 Box: 470L x 250H cm
  - PE 80: 705 x 150H cm
  - PE 80 Box: 470L x 150H cm
- Wall or ceiling fixing
- Manual or motorised operation
- Standard valance

### OPTIONAL

- Hood (PE 10, PE 80)
- Wind sensor
- Inscriptions, decorations and logos

DE

**TECHNISCHE EIGENSCHAFTEN**

- Senkrechtmarkisen mit oder ohne Box
- Maximale Abmessungen:
  - PE 10: 705L x 300H cm
  - PE 10 Box: 470L x 300H cm
  - PE 70, PE 70 Box, PE 75, PE 75 Box: 470L x 250H cm
  - PE 80: 705 x 150H cm
  - PE 80 Box: 470L x 150H cm
- Wand- oder Deckenbefestigung
- Manuelle oder motorisierte Bedienung
- Serienmäßiger Volant

**OPTIONAL**

- Schutzdach (PE 10, PE 80)
- Windsensor
- Schriften, Dekorationen und Logos

FR

**CARACTÉRISTIQUES TECHNIQUES**

- Stores verticaux avec ou sans coffre
- Dimensions maximales:
  - PE 10: 705L x 300H cm
  - PE 10 Box: 470L x 300H cm
  - PE 70, PE 70 Box, PE 75, PE 75 Box: 470L x 250H cm
  - PE 80: 705 x 150H cm
  - PE 80 Box: 470L x 150H cm
- Fixation au mur ou au plafond
- Actionnement manuel ou motorisé
- Lambrequin standard

**OPTIONAL**

- Auvent (PE 10, PE 80)
- Capteur du vent
- Inscriptions, décorations et logos

ES

**CARACTERÍSTICAS TÉCNICAS**

- Toldos verticales con o sin cofre
- Medidas máximas:
  - PE 10: 705L x 300H cm
  - PE 10 Box: 470L x 300H cm
  - PE 70, PE 70 Box, PE 75, PE 75 Box: 470L x 250H cm
  - PE 80: 705 x 150H cm
  - PE 80 Box: 470L x 150H cm
- Fijación a pared o al techo
- Movimentación manual o con motor
- Volante de serie

**OPTIONAL**

- Tejadillo (PE 10, PE 80)
- Sensor de viento
- Escrituras, decoraciones y logos



## T-BOX CABLES, T-BOX ZIP

IT

### CARATTERISTICHE TECNICHE

- Tenda verticale con box ermetico in alluminio disponibile nelle versioni:
  - T-Box Cables: cavi in acciaio INOX (4 mm)
  - T-Box Zip: guide laterali Zip
- Dimensioni massime: superficie di 15 mq in base al tessuto
  - T-Box Cables: 450L x 450H cm
  - T-Box Zip: 500L x 350H cm
- Dimensioni box: 17,5 x 11 cm
- Fissaggio a parete, a soffitto o in cavedio
- Movimentazione a motore

### OPTIONAL

- LED bianchi dimmerabili integrati nel box
- Power Spring System (PSS): sistema di trazione del telo con molle a gas che consente il tensionamento costante e omogeneo
- Home automation: creazione di scenari personalizzati richiamabili tramite app o comandi vocali
- Sensori di luminosità, pioggia e vento
- Scritte, decori e loghi

EN

### TECHNICAL FEATURES

- Vertical awning with hermetic aluminum box available in versions:
  - T-Box Cables: stainless steel cables (4 mm)
  - T-Box Zip: side rails Zip
- Maximum dimensions: area of 15 sqm according to the fabric
  - T-Box Cables: 450L x 450H cm
  - T-Box Zip: 500L x 350H cm
- Box dimensions: 17,5 x 11 cm
- Wall, ceiling or courtyards fixing
- Motor operation

### OPTIONAL

- Dimmable white LEDs integrated in the box
- Power Spring System (PSS): gas spring canvas tensioning system for constant and homogeneous tensioning
- Home automation: creation of customised scenarios controllable via app or voice commands
- Light, rain and wind sensors
- Inscriptions, decorations and logos

T-BOX CABLES

T-BOX ZIP

DE

**TECHNISCHE EIGENSCHAFTEN**

- Senkrechtmarkise mit luftdichter Aluminiumbox verfügbar in den Ausführungen:
  - T-Box Cables: Stahlseile (4 mm)
  - T-Box Zip: Seitliche Führungsschienen Zip
- Maximale Abmessungen: Fläche von 15 Quadratmetern je nach Stoff
  - T-Box Cables: 450L x 450H cm
  - T-Box Zip: 500L x 350H cm
- Abmessungen der Box: 17,5 x 11 cm
- Wand-, Decken-, oder Holraumbefestigung
- Motorisierte Bedienung

**OPTIONAL**

- Dimmbare weiße LED in der Box integriert
- Power Spring System (PSS): Gasfederspannsystem für konstante und gleichmäßige Spannung
- Home automation: Erstellung individueller Szenarien, die per App oder Sprachbefehl abrufbar sind
- Licht-, Regen- und Windsensor
- Schriften, Dekorationen und Logos

FR

**CARACTÉRISTIQUES TECHNIQUES**

- Store vertical avec coffre étanche en aluminium disponible dans les versions:
  - T-Box Cables: câbles en acier INOX (4 mm)
  - T-Box Zip: Rails Latéraux Zip
- Dimensions maximales: surface de 15 mq selon le tissu
  - T-Box Cables: 450L x 450H cm
  - T-Box Zip: 500L x 350H cm
- Dimensions coffre: 17,5 x 11 cm
- Fixation au mur, au plafond ou courette
- Actionnement à moteur

**OPTIONAL**

- LED blanches dimmables intégrées dans le coffre
- Power Spring System (PSS): système de tension de la toile à ressort à gaz pour une tension constante et régulière
- Home automation: création de scénarios personnalisés qui peuvent être activés à l'aide d'une application ou d'une commande vocale
- Capteurs de luminosité, pluie et vent
- Inscriptions, décorations et logos

ES

**CARACTERÍSTICAS TÉCNICAS**

- Toldo vertical con cofre hermético de aluminio disponible en las versiones:
  - T-Box Cables: cables de acero inoxidable (4 mm)
  - T-Box Zip: guías laterales Zip
- Medidas máximas: superficie 15 mq según el tejido
  - T-Box Cables: 450L x 450H cm
  - T-Box Zip: 500L x 350H cm
- Medidas cofre: 17,5 x 11 cm
- Fijación a pared, al techo o en nicho
- Movimentación con motor

**OPTIONAL**

- LED blanco dimerizable integrado en el cofre
- Power Spring System (PSS): sistema de tensión de la lona con muelles de gas que permiten una tensión constante y homogénea
- Home automation: creación de escenarios personalizados que se pueden recuperar a través de la aplicación o de comandos de voz
- Sensores de luz, lluvia y viento
- Escrituras, decoraciones y logos

## T-LINE, T-SQUARE



T-LINE



T-SQUARE

IT

### CARATTERISTICHE TECNICHE

- Tenda verticale con box in alluminio con telo scorrevole su cavi in acciaio INOX (4 mm) disponibile nelle versioni:
  - T-Line
  - T-Square
- Magnetic Lock System (MLS): aggancio magnetico per consentire il continuo tensionamento del telo
- Dimensioni massime: L e H max in base al tessuto scelto (fino a 400L cm / 450H cm)
- Fissaggio a parete o a soffitto
- Dimensioni box:
  - A parete: T-Line 14,7 × 11,9 cm, T-Square 13,3 × 10,4 cm
  - A soffitto: T-Line 11,9 × 14,7 cm, T-Square 10,4 × 13,3 cm
- Angoli del telo rinforzati
- Movimentazione manuale o a motore

### OPTIONAL

- Home automation: creazione di scenari personalizzati richiamabili tramite app o comandi vocali
- Sensori di luminosità, pioggia e vento
- Scritte, decori e loghi

EN

### TECHNICAL FEATURES

- Vertical awning with aluminium box and sliding canvas on stainless steel cables (4 mm) available in versions:
  - T-Line
  - T-Square
- Magnetic Lock System (MLS): magnetic locking to allow the continuous tensioning of the fabric
- Maximum dimensions: L and H max according to the fabric chosen (up to 400L cm / 450H cm)
- Wall or ceiling fixing
- Box dimensions:
  - On the wall: T-Line 14,7 × 11,9 cm, T-Square 13,3 × 10,4 cm
  - Ceiling: T-Line 11,9 × 14,7 cm, T-Square 10,4 × 13,3 cm
- Reinforced canvas corners
- Manual or motorised operation

### OPTIONAL

- Home automation: creation of customised scenarios controllable via app or voice commands
- Light, rain and wind sensors
- Inscriptions, decorations and logos

DE

**TECHNISCHE EIGENSCHAFTEN**

- Senkrechtmarkise mit Aluminiumbox und verschiebbarem Tuch auf Stahlseilen (4 mm) verfügbar in den Ausführungen:
  - T-Line
  - T-Square
- Magnetic Lock System (MLS): Magnetkupplung, die ein kontinuierliches Spannen des Tuchs ermöglicht
- Maximale Abmessungen: L und H max je nach gewähltem Stoff (bis zu 400L cm / 450H cm)
- Wand- oder Deckenbefestigung
- Abmessungen der Box:
  - An der Wand: T-Line 14,7 × 11,9 cm, T-Square 13,3 × 10,4 cm
  - Deckenbefestigung: T-Line 11,9 × 14,7 cm, T-Square 10,4 × 13,3 cm
- Verstärkte Ecken des Tuchs
- Manuelle oder motorisierte Bedienung

**OPTIONAL**

- Home automation: Erstellung individueller Szenarien, die per App oder Sprachbefehl abrufbar sind
- Licht-, Regen- und Windsensor
- Schriften, Dekorationen und Logos

FR

**CARACTÉRISTIQUES TECHNIQUES**

- Store vertical avec coffre en aluminium et toile coulissante sur des câbles en acier INOX (4 mm) disponible dans les versions:
  - T-Line
  - T-Square
- Magnetic Lock System (MLS): système de couplage magnétique permettant une tension continue de la toile
- Dimensions maximales: L et H max selon le tissu choisi (jusqu'à 400L cm / 450H cm)
- Fixation au mur ou au plafond
- Dimensions coffre:
  - Au mur: T-Line 14,7 × 11,9 cm, T-Square 13,3 × 10,4 cm
  - Au plafond: T-Line 11,9 × 14,7 cm, T-Square 10,4 × 13,3 cm
- Coins de la toile renforcés
- Actionnement manuel ou motorisé

**OPTIONAL**

- Home automation: création de scénarios personnalisés qui peuvent être activés à l'aide d'une application ou d'une commande vocale
- Capteurs de luminosité, pluie et vent
- Inscriptions, décorations et logos

ES

**CARACTERÍSTICAS TÉCNICAS**

- Toldo vertical con cofre hermético de aluminio con lona deslizante sobre cables de acero inoxidable (4 mm) disponible en las versiones:
  - T-Line
  - T-Square
- Magnetic Lock System (MLS): acoplamiento magnético para permitir la tensión continua de la lona
- Medidas máximas: L y H máximo según el tejido elegido (hasta 400L cm / 450H cm)
- Fijación a pared o al techo
- Medidas cofre:
  - A pared: T-Line 14,7 × 11,9 cm, T-Square 13,3 × 10,4 cm
  - Al techo: T-Line 11,9 × 14,7 cm, T-Square 10,4 × 13,3 cm
- Rincones de la lona reforzados
- Movimentación manual o con motor

**OPTIONAL**

- Home automation: creación de escenarios personalizados que se pueden recuperar a través de la aplicación o de comandos de voz
- Sensores de luz, lluvia y viento
- Escrituras, decoraciones y logos

## T-LOOP



T-LOOP

IT

### CARATTERISTICHE TECNICHE

- Tenda verticale a incasso con box in alluminio e telo scorrevole su guide laterali zip
- Disponibile nelle versioni: S90 (box 9 × 12,5 cm), S98 (9,8 × 15,1 cm) e S114 (11,4 × 16,7 cm)
- Dimensioni massime: superficie di 15 mq in base al tessuto
  - T-Loop S90: 300L × 300P cm
  - T-Loop S98: 400L × 300P cm
  - T-Loop S114: 500L × 350P cm
- Fissaggio a incasso
- Movimentazione a motore

### OPTIONAL

- LED bianchi dimmerabili integrati nel box
- Power Spring System (PSS): sistema di trazione del telo con molle a gas che consente il tensionamento costante e omogeneo (S98 e S114)
- Home automation: creazione di scenari personalizzati richiamabili tramite app o comandi vocali
- Sensori di luminosità, pioggia e vento
- Scritte, decori e loghi

EN

### TECHNICAL FEATURES

- Vertical recessed awning with aluminium box and sliding canvas on zip rails
- Available in versions: S90 (box 9 × 12,5 cm), S98 (9,8 × 15,1 cm) and S114 (11,4 × 16,7 cm)
- Maximum dimensions: area of 15 sqm according to the fabric
  - T-Loop S90: 300L × 300P cm
  - T-Loop S98: 400L × 300P cm
  - T-Loop S114: 500L × 350P cm
- Recessed fixing
- Motor operation

### OPTIONAL

- Dimmable white LEDs integrated in the box
- Power Spring System (PSS): gas spring canvas tensioning system for constant and homogeneous tensioning (S98 and S114)
- Home automation: creation of customised scenarios controllable via app or voice commands
- Light, rain and wind sensors
- Inscriptions, decorations and logos

DE

**TECHNISCHE EIGENSCHAFTEN**

- Senkrechte Einbaumarkise mit Aluminiumbox und verschiebbarem Tuch auf seitliche Zip-Führungsschienen
- Verfügbar in den folgenden Ausführungen: S90 (Box 9 × 12,5 cm), S98 (9,8 × 15,1 cm) und S114 (11,4 × 16,7 cm)
- Maximale Abmessungen: Fläche von 15 Quadratmetern je nach Stoff
  - T-Loop S90: 300L × 300P cm
  - T-Loop S98: 400L × 300P cm
  - T-Loop S114: 500L × 350P cm
- Unterputzmontage
- Motorisierte Bedienung

**OPTIONAL**

- Dimmbare weiße LED in der Box integriert
- Power Spring System (PSS): Gasfederspannsystem für konstante und gleichmäßige Spannung (S98 und S114)
- Home automation: Erstellung individueller Szenarien, die per App oder Sprachbefehl abrufbar sind
- Licht-, Regen- und Windsensor
- Schriften, Dekorationen und Logos

FR

**CARACTÉRISTIQUES TECHNIQUES**

- Store vertical encastré avec coffre en aluminium et toile coulissante sur guides zip
- Disponible dans les versions: S90 (coffre 9 × 12,5 cm), S98 (9,8 × 15,1 cm) et S114 (11,4 × 16,7 cm)
- Dimensions maximales: surface de 15 mq selon le tissu
  - T-Loop S90: 300L × 300P cm
  - T-Loop S98: 400L × 300P cm
  - T-Loop S114: 500L × 350P cm
- Fixation à encastrer
- Actionnement à moteur

**OPTIONAL**

- LED blanches dimmables intégrées dans le coffre
- Power Spring System (PSS): système de tension de la toile à ressort à gaz pour une tension constante et régulière (S98 et S114)
- Home automation: création de scénarios personnalisés qui peuvent être activés à l'aide d'une application ou d'une commande vocale
- Capteurs de luminosité, pluie et vent
- Inscriptions, décorations et logos

ES


**CARACTERÍSTICAS TÉCNICAS**

- Toldo vertical con cofre empotrado de aluminio y lona deslizante sobre guías laterales Zip
- Disponible en las versiones: S90 (box 9 × 12,5 cm), S98 (9,8 × 15,1 cm) y S114 (11,4 × 16,7 cm)
- Medidas máximas: superficie 15 mq según el tejido
  - T-Loop S90: 300L × 300P cm
  - T-Loop S98: 400L × 300P cm
  - T-Loop S114: 500L × 350P cm
- Fijación empotrada
- Movimentación con motor

**OPTIONAL**

- LED blanco dimerizable integrado en el cofre
- Power Spring System (PSS): sistema de tensión de la lona con muelles de gas que permiten una tensión constante y homogénea (S98 y S114)
- Home automation: creación de escenarios personalizados que se pueden recuperar a través de la aplicación o de comandos de voz
- Sensores de luz, lluvia y viento
- Escrituras, decoraciones y logos

## T-ZONE



T-ZONE

IT

### CARATTERISTICHE TECNICHE

- Tenda verticale con box in alluminio e telo scorrevole su guide laterali zip
- Disponibile nelle versioni: S98 (box 9,8 x 13 cm) e S114 (box 11,4 x 14,5 cm)
- Dimensioni massime: superficie di 15 mq in base al tessuto
  - T-Zone S98: 400L x 300P cm
  - T-Zone S114: 500L x 350P cm
- Fissaggio a parete, a soffitto o in cavedio
- Movimentazione manuale o a motore

### OPTIONAL

- LED bianchi dimmerabili integrati nel box (S114)
- Power Spring System (PSS): sistema di trazione del telo con molle a gas che consente il tensionamento costante e omogeneo
- Profilo paraspiffero per compensare eventuali dislivelli
- Home automation: creazione di scenari personalizzati richiamabili tramite app o comandi vocali
- Sensori di luminosità, pioggia e vento
- Scritte, decori e loghi

EN

### TECHNICAL FEATURES

- Vertical awning with aluminium box and sliding canvas on zip rails
- Available in versions: S98 (box 9,8 x 13 cm) and S114 (box 11,4 x 14,5 cm)
- Maximum dimensions: area of 15 sqm according to the fabric
  - T-Zone S98: 400L x 300P cm
  - T-Zone S114: 500L x 350P cm
- Wall, ceiling or courtyards fixing
- Manual or motorised operation

### OPTIONAL

- Dimmable white LEDs integrated in the box (S114)
- Power Spring System (PSS): gas spring canvas tensioning system for constant and homogeneous tensioning
- Draught excluder profile for the resolution of height differences
- Home automation: creation of customised scenarios controllable via app or voice commands
- Light, rain and wind sensors
- Inscriptions, decorations and logos

DE

**TECHNISCHE EIGENSCHAFTEN**

- Senkrechtmarkise mit Aluminiumbox und verschiebbarem Tuch auf seitliche Zip-Führungsschienen
- Verfügbar in den folgenden Ausführungen: S98 (box 9,8 × 13 cm) und S114 (box 11,4 × 14,5 cm)
- Maximale Abmessungen: Fläche von 15 Quadratmetern je nach Stoff
  - T-Zone S98: 400L × 300P cm
  - T-Zone S114: 500L × 350P cm
- Wand-, Decken-, oder Holraumbefestigung
- Manuelle oder motorisierte Bedienung

**OPTIONAL**

- Dimmbare weiße LED in der Box integriert (S114)
- Power Spring System (PSS): Gasfederspannsystem für konstante und gleichmäßige Spannung
- Zugluftstopperprofil zum Ausgleich von Höhenunterschieden
- Home automation: Erstellung individueller Szenarien, die per App oder Sprachbefehl abrufbar sind
- Licht-, Regen- und Windsensor
- Schriften, Dekorationen und Logos

FR

**CARACTÉRISTIQUES TECHNIQUES**

- Store vertical avec coffre en aluminium et toile coulissante sur guides zip
- Disponible dans les versions: S98 (box 9,8 × 13 cm) et S114 (box 11,4 × 14,5 cm)
- Dimensions maximales: surface de 15 mq selon le tissu
  - T-Zone S98: 400L × 300P cm
  - T-Zone S114: 500L × 350P cm
- Fixation au mur, au plafond ou courette
- Actionnement manuel ou motorisé

**OPTIONAL**

- LED blanches dimmables intégrées dans le coffre (S114)
- Power Spring System (PSS): système de tension de la toile à ressort à gaz pour une tension constante et régulière
- Profilé parclose pour résoudre des différences de hauteur/pentes
- Home automation: création de scénarios personnalisés qui peuvent être activés à l'aide d'une application ou d'une commande vocale
- Capteurs de luminosité, pluie et vent
- Inscriptions, décorations et logos

ES

**CARACTERÍSTICAS TÉCNICAS**

- Toldo vertical con cofre de aluminio y lona deslizante sobre guías laterales Zip
- Disponible en las versiones: S98 (box 9,8 × 13 cm) e S114 (box 11,4 × 14,5 cm)
- Medidas máximas: superficie 15 mq según el tejido
  - T-Zone S98: 400L × 300P cm
  - T-Zone S114: 500L × 350P cm
- Fijación a pared, al techo o en nicho
- Movimentación manual o con motor

**OPTIONAL**

- LED blanco dimerizable integrado en el cofre (S114)
- Power Spring System (PSS): sistema de tensión de la lona con muelles de gas que permiten una tensión constante y homogénea
- Perfil protector contra corriente de aire para compensar cualquier diferencia de altura
- Home automation: creación de escenarios personalizados que se pueden recuperar a través de la aplicación o de comandos de voz
- Sensores de luz, lluvia y viento
- Escrituras, decoraciones y logos



## X SERIES

IT

### CARATTERISTICHE TECNICHE

- Tenda verticale con telo scorrevole su cavi in acciaio INOX disponibile nelle versioni: X1, X2, X3
- Box in alluminio (solo X2, X3)
- Dimensioni massime:
  - X1, X2: 470L x 300H cm
  - X3: 400L x 300H cm
- Fissaggio a parete o a soffitto
- Movimentazione manuale o a motore

### OPTIONAL

- Magnetic Lock System (MLS): aggancio magnetico per consentire il continuo tensionamento del telo
- Tettuccio (X1)
- Sensore vento
- Scritte, decori e loghi

EN

### TECHNICAL FEATURES

- Vertical awning with sliding canvas on stainless steel cables available in versions: X1, X2, X3
- Aluminium box (only for X2, X3)
- Maximum dimensions:
  - X1, X2: 470L x 300H cm
  - X3: 400L x 300H cm
- Wall or ceiling fixing
- Manual or motorised operation

### OPTIONAL

- Magnetic Lock System (MLS): magnetic locking to allow the continuous tensioning of the fabric
- Hood (X1)
- Wind sensor
- Inscriptions, decorations and logos



X1



X2



X3

DE

**TECHNISCHE EIGENSCHAFTEN**

- Senkrechtmarkise mit verschiebbarem Tuch auf Stahlseilen verfügbar in den Ausführungen: X1, X2, X3
- Aluminiumbox (nur für X2, X3)
- Maximale Abmessungen:
  - X1, X2: 470L x 300H cm
  - X3: 400L x 300H cm
- Wand- oder Deckenbefestigung
- Manuelle oder motorisierte Bedienung

**OPTIONAL**

- Magnetic Lock System (MLS): Magnetkupplung, die ein kontinuierliches Spannen des Tuchs ermöglicht
- Schutzdach (X1)
- Windsensor
- Schriften, Dekorationen und Logos

FR

**CARACTÉRISTIQUES TECHNIQUES**

- Store vertical avec toile coulissante sur des câbles en acier INOX disponible dans les versions: X1, X2, X3
- Coffre en aluminium (uniquement pour X2, X3)
- Dimensions maximales:
  - X1, X2: 470L x 300H cm
  - X3: 400L x 300H cm
- Fixation au mur ou au plafond
- Actionnement manuel ou motorisé

**OPTIONAL**

- Magnetic Lock System (MLS): système de couplage magnétique permettant une tension continue de la toile
- Auvent (X1)
- Capteur du vent
- Inscriptions, décorations et logos

ES

**CARACTERÍSTICAS TÉCNICAS**

- Toldo vertical con lona deslizante sobre cables de acero inoxidable (4 mm) disponible en las versiones: X1, X2, X3
- Cofre de aluminio (sólo para X2, X3)
- Medidas máximas:
  - X1, X2: 470L x 300H cm
  - X3: 400L x 300H cm
- Fijación a pared o al techo
- Movimentación manual o con motor

**OPTIONAL**

- Magnetic Lock System (MLS): acoplamiento magnético para permitir la tensión continua de la lona
- Tejadillo (X1)
- Sensor de viento
- Escrituras, decoraciones y logos

IT

**CARATTERISTICHE TECNICHE**

- Tende a bracci realizzate con profili estrusi in lega di alluminio
- Movimentazione manuale o a motore
- Elementi portanti sono realizzati sia in lega di alluminio con profili estrusi e fusioni in conchiglia sia in acciaio
- Bracci con catena Fleyer in acciaio INOX o nastro in fibra composita

EN

**TECHNICAL FEATURES**

- Arm awnings with extruded aluminium alloy profiles
- Manual or motorised operation
- Supporting elements are made both of aluminium alloy with extruded profiles and mold casting, and steel
- Arms with stainless steel Fleyer chain or composite fiber tape

**Tende a bracci**  
**Arm awnings**  
**Gelenkarmmarkisen**  
**Stores à bras**  
**Toldos de brazos**

**DETAILS**



- 1. LED Line 2. Volant
- 1. LED Line 2. Valance
- 1. LED Line 2. Volant
- 1. LED Line 2. Lambrequin
- 1. LED Line 2. Volante

DE

**TECHNISCHE EIGENSCHAFTEN**

- Gelenkarmmarkisen mit Profilen aus stranggepresster Aluminiumlegierung
- Manuelle oder motorisierte Bedienung
- Die Trägerelemente werden sowohl aus stranggepressten Aluminiumprofilen und Schalengüssen als auch aus Stahl hergestellt
- Armen mit Edelstahlkette Fleyer oder Verbundfaserband

FR


**CARACTÉRISTIQUES TECHNIQUES**

- Stores à bras fabriqués avec des profilés en alliage d'aluminium extrudé
- Actionnement manuel ou motorisé
- Les éléments de support sont fabriqués en alliage d'aluminium avec des profilés extrudés et des moulages en coquille et en acier
- Bras avec chaîne Fleyer en acier INOX ou ruban en fibre composite

ES

**CARACTERÍSTICAS TÉCNICAS**

- Toldos de brazos fabricados con perfiles extruidos de aleación de aluminio
- Movimentación manual o con motor
- Elementos de soporte fabricados tanto en aleación de aluminio con perfiles extruidos y piezas de fundición, como en acero
- Brazos con cadena Fleyer de acero inoxidable o cinta de fibra compuesta

**PRODUCTS****ELLISSE****FLEX****MUSA****PE SERIES****T-CODE****T-HIDE****T-WAY**

## ELLISSE, MUSA



ELLISSE



MUSA

IT

### CARATTERISTICHE TECNICHE

- Tenda da sole a bracci estensibili con box in alluminio
- Dimensioni massime:
  - Ellisse: 540L x 300P cm
  - Musa: 475L x 250P cm
- Fissaggio a parete o a soffitto
- Inclinazione regolabile
- Movimentazione manuale o a motore
- Ellisse si distingue da Musa nel design del box

### OPTIONAL

- Sensori di pioggia e vento
- Scritte, decori, loghi

EN

### TECHNICAL FEATURES

- Awning with extendable arms and aluminum box
- Maximum dimensions:
  - Ellisse: 540L x 300P cm
  - Musa: 475L x 250P cm
- Wall or ceiling fixing
- Adjustable inclination
- Manual or motorised operation
- Ellisse differs from Musa in the design of the box

### OPTIONAL

- Rain and wind sensors
- Inscriptions, decorations and logos

DE

**TECHNISCHE EIGENSCHAFTEN**

- Gelenkarmmarkise mit Aluminiumbox
- Maximale Abmessungen:
  - Ellisse: 540L x 300P cm
  - Musa: 475L x 250P cm
- Wand- oder Deckenbefestigung
- Einstellbare Neigung
- Manuelle oder motorisierte Bedienung
- Ellisse unterscheidet sich von Musa durch das Design der Box

**OPTIONAL**

- Wind- und Regensensor
- Schriften, Dekorationen und Logos

FR

**CARACTÉRISTIQUES TECHNIQUES**

- Store à bras extensibles avec coffre en aluminium
- Dimensions maximales:
  - Ellisse: 540L x 300P cm
  - Musa: 475L x 250P cm
- Fixation au mur ou au plafond
- Inclinaison réglable
- Actionnement manuel ou motorisé
- Ellisse diffère de Musa dans le design du coffre

**OPTIONAL**

- Capteurs de pluie et vent
- Inscriptions, décorations et logos

ES

**CARACTERÍSTICAS TÉCNICAS**

- Toldo de brazos extensibles con cofre de aluminio
- Medidas máximas:
  - Ellisse: 540L x 300P cm
  - Musa: 475L x 250P cm
- Fijación a pared o al techo
- Inclinación ajustable
- Movimentación manual o con motor
- Ellisse se diferencia de Musa en el diseño del cofre


**OPTIONAL**

- Sensores de lluvia y viento
- Escrituras, decoraciones, logos

## FLEX



**FLEX 300**



**FLEX 375**



**FLEX BOX**

IT

### CARATTERISTICHE TECNICHE

- Tenda da sole a bracci estensibili in alluminio
- Dimensioni massime:
  - Flex 300: 1180L x 300P cm
  - Flex 375: 1180L x 375P cm
  - Flex Box: 710L x 250P cm
- Fissaggio a parete o a soffitto
- Inclinazione regolabile
- Movimentazione manuale o a motore
- Volant di serie
- Flex Box a differenza di Flex 300 e Flex 375 è predisposta con box in alluminio

### OPTIONAL

- Sensori di pioggia e vento
- Tettuccio (Flex 300, Flex 375)
- Scritte, decori, loghi

EN

### TECHNICAL FEATURES

- Awning with aluminum extendable arms
- Maximum dimensions:
  - Flex 300: 1180L x 300P cm
  - Flex 375: 1180L x 375P cm
  - Flex Box: 710L x 250P cm
- Wall or ceiling fixing
- Adjustable inclination
- Manual or motorised operation
- Standard valance
- Flex Box, differently from Flex 300 and Flex 375, is equipped with aluminium box

### OPTIONAL

- Rain and wind sensors
- Hood (Flex 300, Flex 375)
- Inscriptions, decorations and logos

DE

**TECHNISCHE EIGENSCHAFTEN**

- Gelenkarmmarkise aus Aluminium
- Maximale Abmessungen:
  - Flex 300: 1180L x 300P cm
  - Flex 375: 1180L x 375P cm
  - Flex Box: 710L x 250P cm
- Wand- oder Deckenbefestigung
- Einstellbare Neigung
- Manuelle oder motorisierte Bedienung
- Serienmäßiger Volant
- Flex Box, im Gegensatz zu Flex 30 und Flex 375, ist mit Aluminiumbox vorbereitet

**OPTIONAL**

- Wind- und Regensensor
- Schutzdach (Flex 300, Flex 375)
- Schriften, Dekorationen und Logos

FR

**CARACTÉRISTIQUES TECHNIQUES**

- Store à bras extensibles en aluminium
- Dimensions maximales:
  - Flex 300: 1180L x 300P cm
  - Flex 375: 1180L x 375P cm
  - Flex Box: 710L x 250P cm
- Fixation au mur ou au plafond
- Inclinaison réglable
- Actionnement manuel ou motorisé
- Lambrequin standard
- Flex Box, au contraire de Flex 300 et Flex 375, est équipé d'un coffre en aluminium

**OPTIONAL**

- Capteurs de pluie et vent
- Auvent (Flex 300, Flex 375)
- Inscriptions, décorations et logos

ES

**CARACTERÍSTICAS TÉCNICAS**


- Toldo con brazos extensibles
- Medidas máximas:
  - Flex 300: 1180L x 300P cm
  - Flex 375: 1180L x 375P cm
  - Flex Box: 710L x 250P cm
- Fijación a pared o al techo
- Inclinación ajustable
- Movimentación manual o con motor
- Volante de serie
- Flex Box al contrario de Flex 300 y Flex 375 está preparado con cofre de aluminio

**OPTIONAL**

- Sensores de lluvia y viento
- Tejadillo (Flex 300, Flex 375)
- Escrituras, decoraciones, logos



## PE 15, PE 60/15



PE 15



PE 60-15

IT

### CARATTERISTICHE TECNICHE

- Tenda da sole a bracci estensibili in alluminio con volant di serie
- Dimensioni massime:
  - PE 15: 475L x 300P cm
  - PE 60/15: 710L x 255P cm
- Fissaggio a parete o a soffitto
- Inclinazione regolabile
- Movimentazione manuale o a motore

### OPTIONAL

- Sensori di pioggia e vento
- Tettuccio
- Scritte, decori, loghi

EN

### TECHNICAL FEATURES

- Awning with aluminum extendable arms and standard valance
- Maximum dimensions:
  - PE 15: 475L x 300P cm
  - PE 60/15: 710L x 255P cm
- Wall or ceiling fixing
- Adjustable inclination
- Manual or motorised operation

### OPTIONAL

- Rain and wind sensors
- Hood
- Inscriptions, decorations and logos

DE

**TECHNISCHE EIGENSCHAFTEN**

- Gelenkarmmarkise aus Aluminium mit serienmäßigem Volant
- Maximale Abmessungen:
  - PE 15: 475L × 300P cm
  - PE 60/15: 710L × 255P cm
- Wand- oder Deckenbefestigung
- Einstellbare Neigung
- Manuelle oder motorisierte Bedienung

**OPTIONAL**

- Wind- und Regensensor
- Schutzdach
- Schriften, Dekorationen und Logos

FR

**CARACTÉRISTIQUES TECHNIQUES**

- Store à bras extensibles en aluminium avec lambrequin standard
- Dimensions maximales:
  - PE 15: 475L × 300P cm
  - PE 60/15: 710L × 255P cm
- Fixation au mur ou au plafond
- Inclinaison réglable
- Actionnement manuel ou motorisé

**OPTIONAL**

- Capteurs de pluie et vent
- Auvent
- Inscriptions, décorations et logos

ES


**CARACTERÍSTICAS TÉCNICAS**

- Toldo con brazos extensibles de aluminio con volante de serie
- Medidas máximas:
  - PE 15: 475L × 300P cm
  - PE 60/15: 710L × 255P cm
- Fijación a pared o al techo
- Inclinación ajustable
- Movimentación manual o con motor


**OPTIONAL**

- Sensores de lluvia y viento
- Tejadillo
- Escrituras, decoraciones, logos

## T-HIDE, T-CODE



**T-HIDE**



**T-CODE**

IT

### CARATTERISTICHE TECNICHE

- Tenda da sole a bracci estensibili con box in alluminio
- Dimensioni massime:
  - T-Hide: 700L x 400P cm
  - T-Code: 595L x 350P cm
- Fissaggio a parete o a soffitto
- Inclinazione regolabile
- Movimentazione a motore
- T-Hide si distingue da T-Code nel design del box e per la possibilità di integrare il volant motorizzato sul frontale

### OPTIONAL

- Volant motorizzato a scomparsa (solo su T-Hide)
- LED bianchi dimmerabili integrati nel box e/o sul frontale
- Creazione di scenari personalizzati richiamabili tramite app o comandi vocali
- Home automation: creazione di scenari personalizzati richiamabili tramite app o comandi vocali
- Sensori di luminosità, pioggia e vento
- Scritte, decori e loghi

EN

### TECHNICAL FEATURES

- Awning with extendable arms and aluminum box
- Maximum dimensions:
  - T-Hide: 700L x 400P cm
  - T-Code: 595L x 350P cm
- Wall or ceiling fixing
- Adjustable inclination
- Motor operation
- T-Hide differs from T-Code in the design of the box and the possibility of integrating the motorised valance on the front profile

### OPTIONAL

- Motorised concealed valance (only for T-Hide)
- Dimmable white LEDs integrated in the box and/or the front profile
- Creation of customised scenarios controllable via app or voice commands
- Home automation: creation of customised scenarios controllable via app or voice commands
- Light, rain and wind sensors
- Inscriptions, decorations and logos



DE

**TECHNISCHE EIGENSCHAFTEN**

- Gelenkarmmarkise mit Aluminiumbox
- Maximale Abmessungen:  
- T-Hide: 700L x 400P cm  
- T-Code: 595L x 350P cm
- Wand- oder Deckenbefestigung
- Einstellbare Neigung
- Motorisierte Bedienung
- T-Hide unterscheidet sich von T-Code durch das Design der Box und die Möglichkeit, den motorisierten Volant am Ausfallprofil zu integrieren

**OPTIONAL**

- Versenkbarer motorisierter Volant (nur bei T-Hide)
- Dimmbare weiße LED in der Box und/oder auf dem Ausfallprofil integriert
- Erstellung individueller Szenarien, die per App oder Sprachbefehl abrufbar sind
- Home automation: Erstellung individueller Szenarien, die per App oder Sprachbefehl abrufbar sind
- Licht-, Regen- und Windsensor
- Schriften, Dekorationen und Logos

FR

**CARACTÉRISTIQUES TECHNIQUES**

- Store à bras extensibles avec coffre en aluminium
- Dimensions maximales:  
- T-Hide: 700L x 400P cm  
- T-Code: 595L x 350P cm
- Fixation au mur ou au plafond
- Inclinaison réglable
- Actionnement à moteur
- T-Hide diffère de T-Code dans le design du coffre et la possibilité d'intégrer le lambrequin motorisé dans la barre de charge

**OPTIONAL**

- Lambrequin motorisé dissimulé (uniquement pour T-Hide)
- LED blanches dimmables intégrées dans le coffre et/ou la barre de charge
- Création de scénarios personnalisés qui peuvent être activés à l'aide d'une application ou d'une commande vocale
- Home automation: création de scénarios personnalisés qui peuvent être activés à l'aide d'une application ou d'une commande vocale
- Capteurs de luminosité, pluie et vent
- Inscriptions, décorations et logos

ES


**CARACTERÍSTICAS TÉCNICAS**

- Toldo de brazos extensibles con cofre de aluminio
- Medidas máximas:  
- T-Hide: 700L x 400P cm  
- T-Code: 595L x 350P cm
- Fijación a pared o al techo
- Inclinación ajustable
- Movimentación con motor
- T-Hide se diferencia de T-Code en el diseño del cofre y en la posibilidad de integrar el volante motorizado en el perfil frontal

**OPTIONAL**

- Volante con motor retráctil (solo para T-Hide)
- LED blanco dimerizable integrado en el cofre y/o en el frontal
- Creación de escenarios personalizados que se pueden recuperar a través de la aplicación o de comandos de voz
- Home automation: creación de escenarios personalizados que se pueden recuperar a través de la aplicación o de comandos de voz
- Sensores de luz, lluvia y viento
- Escrituras, decoraciones y logos

## T-WAY



T-WAY

### IT

#### CARATTERISTICHE TECNICHE

- Tenda da sole a bracci estensibili in alluminio
- Dimensioni massime: 590L x 340P cm
- Fissaggio a parete o a soffitto
- Inclinazione regolabile
- Movimentazione a motore

#### OPTIONAL

- LED bianchi dimmerabili integrati sul profilo portante e/o sul frontale
- Tettuccio per la protezione del telo avvolto
- Home automation: creazione di scenari personalizzati richiamabili tramite app o comandi vocali
- Sensori di luminosità, pioggia e vento
- Scritte, decori e loghi

### EN

#### TECHNICAL FEATURES

- Awning with aluminum extendable arms
- Maximum dimensions: 590L x 340P cm
- Wall or ceiling fixing
- Adjustable inclination
- Motor operation

#### OPTIONAL

- Dimmable white LEDs integrated in the supporting profile and/or the front profile
- Hood for the protection of the wrapped canvas
- Home automation: creation of customised scenarios controllable via app or voice commands
- Light, rain and wind sensors
- Inscriptions, decorations and logos

DE

**TECHNISCHE EIGENSCHAFTEN**

- Gelenkarmmarkise aus Aluminium
- Maximale Abmessungen: 590L x 340P cm
- Wand- oder Deckenbefestigung
- Einstellbare Neigung
- Motorisierte Bedienung

**OPTIONAL**

- Dimmbare weiße LED auf dem Trägerprofil und/oder dem Ausfallprofil integriert
- Schutzdach zum Schutz des eingewickelten Tuches
- Home automation: Erstellung individueller Szenarien, die per App oder Sprachbefehl abrufbar sind
- Licht-, Regen- und Windsensor
- Schriften, Dekorationen und Logos

FR

**CARACTÉRISTIQUES TECHNIQUES**

- Store à bras extensibles en aluminium
- Dimensions maximales: 590L x 340P cm
- Fixation au mur ou au plafond
- Inclinaison réglable
- Actionnement à moteur

**OPTIONAL**

- LED blanches dimmables intégrées dans le profilé porteur et/ou la barre de charge
- Auvent pour la protection de la toile enveloppée
- Home automation: création de scénarios personnalisés qui peuvent être activés à l'aide d'une application ou d'une commande vocale
- Capteurs de luminosité, pluie et vent
- Inscriptions, décorations et logos

ES

**CARACTERÍSTICAS TÉCNICAS**

- Toldo de brazos extensibles de aluminio
- Medidas máximas: 590L x 340P cm
- Fijación a pared o al techo
- Inclinación ajustable
- Movimentación con motor

**OPTIONAL**

- LED blanco dimerizable integrado en el perfil portante y/o en el frontal
- Tejadillo para la protección de la lona enrollada
- Home automation: creación de escenarios personalizados que se pueden recuperar a través de la aplicación o de comandos de voz
- Sensores de luz, lluvia y viento
- Escrituras, decoraciones y logos

IT

**CARATTERISTICHE TECNICHE**

- Tenda a cappottina realizzata con profili estrusi in lega di alluminio
- Volant di serie
- Snodi e angolari realizzati in nylon o pressofusione di alluminio (solo Capri Elle realizzati in PVC)
- Movimentazione a fune, manuale o a motore
- La centina con cavi in acciaio viene fornita su Capri, Dakar e Ischia con  $L \geq 450$  cm
- Il braccio centrale viene fornito su Capri, Dakar e Ischia con  $L \geq 600$  cm

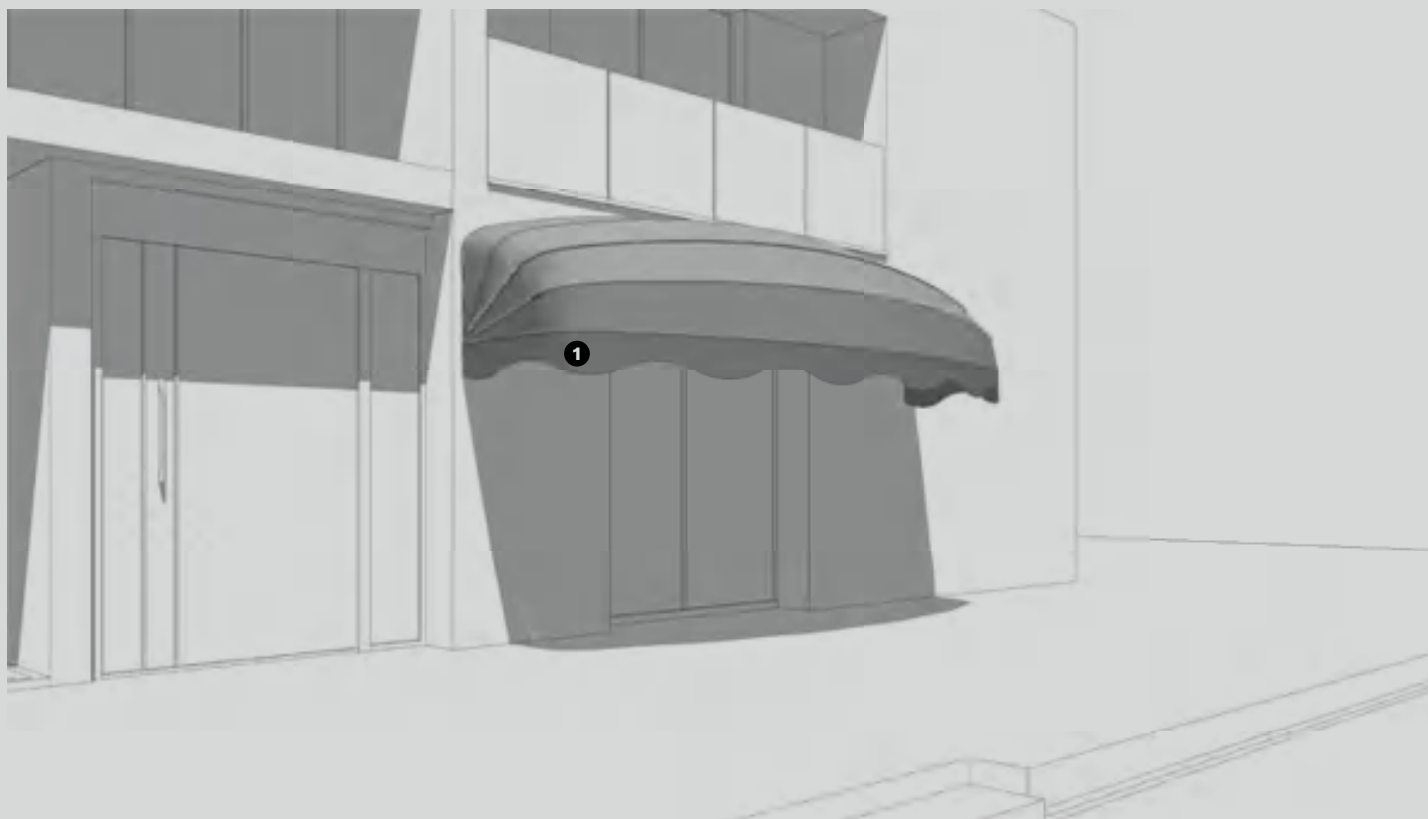
EN

**TECHNICAL FEATURES**

- Dome awning with extruded aluminium alloy profiles
- Standard valance
- Joints and angle elements made of nylon or aluminium die-casting (only Capri Elle made of PVC)
- Operation by rope, by winch or by motor
- The steel cable rib is supplied on Capri, Dakar and Ischia with  $L \geq 450$  cm
- The middle arm is supplied on Capri, Dakar and Ischia with  $L \geq 600$  cm

**Cappottine**  
**Dome awnings**  
**Korbmarkisen**  
**Stores corbeilles**  
**Toldos de capota**

**DETAILS**



- 1. Volant
- 1. Valance
- 1. Volant
- 1. Lambrequin
- 1. Volante

DE

**TECHNISCHE EIGENSCHAFTEN**

- Korbmarkise mit Profilen aus stranggepresster Aluminiumlegierung
- Serienmäßiger Volant
- Gelenke und Winkelstücke aus Nylon oder Aluminiumdruckgruss (nur für Capri Elle aus PVC)
- Bedienung durch Seil, Kurbel oder Motor
- Bei Capri, Dakar und Ischia mit  $L \geq 450$  cm und bei Selene wird der Lehrbogen mit Stahlseilen geliefert
- Bei Capri, Dakar und Ischia mit  $L \geq 600$  cm wird der mittlere Arm geliefert

FR

**CARACTÉRISTIQUES TECHNIQUES**

- Store corbeille fabriqué avec des profilés en alliage d'aluminium extrudé
- Lambrequin standard
- Joints et angles en nylon ou en aluminium moulé sous pression (uniquement Capri Elle en PVC)
- Actionnement à câble, à treuil ou motorisé
- La cintre avec câbles en acier est fournie sur Capri, Dakar et Ischia avec  $L \geq 450$  cm
- Le bras central est fourni sur Capri, Dakar et Ischia avec  $L \geq 600$  cm

ES

**CARACTERÍSTICAS TÉCNICAS**

- Toldo de capota fabricado con perfiles extruidos de aleación de aluminio
- Volante de serie
- Juntas y esquinas fabricadas en nailon o aluminio fundido a presión (sólo en Capri Elle fabricadas en PVC)
- Movimentación por cuerda, manual o con motor
- La cimbra con cables de acero se suministra en Capri, Dakar e Ischia con  $L \geq 450$  cm
- El brazo central se suministra en Capri, Dakar y Ischia con  $L \geq 600$  cm

**PRODUCTS**



**CAPRI**



**CAPRI ELLE**



**DAKAR**



**ELBA**



**GRADO**



**ISCHIA**



**SELENE**



**CAPRI, CAPRI ELLE,  
DAKAR, ELBA, GRADO,  
ISCHIA, SELENE**

IT

**CARATTERISTICHE TECNICHE**

- Tenda da sole a cappottina
- Modelli: Capri, Capri Elle, Dakar, Elba, Grado, Ischia, Selene
- Dimensioni massime:
  - Capri 700L x 180P cm
  - Capri Elle 350L x 140P cm
  - Dakar 700L x 170P cm
  - Elba 450L x 180P cm
  - Grado 450L x 180P cm
  - Ischia 700L x 200P cm
  - Selene 450L x 180P cm
- Fissaggio a parete o a soffitto
- Movimentazione manuale o a motore
- Volant di serie
- Le cappottine si distinguono per dimensioni e design

**OPTIONAL**

- Sensori di luminosità, pioggia e vento
- Tettuccio
- Scritte, decori, loghi

EN

**TECHNICAL FEATURES**

- Dome awning
- Models: Capri, Capri Elle, Dakar, Elba, Grado, Ischia, Selene
- Maximum dimensions:
  - Capri 700L x 180P cm
  - Capri Elle 350L x 140P cm
  - Dakar 700L x 170P cm
  - Elba 450L x 180P cm
  - Grado 450L x 180P cm
  - Ischia 700L x 200P cm
  - Selene 450L x 180P cm
- Wall or ceiling fixing
- Manual or motorised operation
- Standard valance
- Dome awnings differ in dimensions and design

**OPTIONAL**

- Light, rain and wind sensors
- Hood
- Inscriptions, decorations and logos



**CAPRI**

**CAPRI ELLE**



**DAKAR**

**ELBA**



**GRADO**

**ISCHIA**



**SELENE**

DE

**TECHNISCHE EIGENSCHAFTEN**

- Korbmarkise
- Modelle: Capri, Capri Elle, Dakar, Elba, Grado, Ischia, Selene
- Maximale Abmessungen:
  - Capri 700L x 180P cm
  - Capri Elle 350L x 140P cm
  - Dakar 700L x 170P cm
  - Elba 450L x 180P cm
  - Grado 450L x 180P cm
  - Ischia 700L x 200P cm
  - Selene 450L x 180P cm
- Wand- oder Deckenbefestigung
- Manuelle oder motorisierte Bedienung
- Serienmäßiger Volant
- Korbmarkise durch Abmessungen und Design auf

**OPTIONAL**

- Licht-, Regen- und Windsensor
- Schutzdach
- Schriften, Dekorationen und Logos

FR

**CARACTÉRISTIQUES TECHNIQUES**

- Store corbeille
- Modèles: Capri, Capri Elle, Dakar, Elba, Grado, Ischia, Selene
- Dimensions maximales:
  - Capri 700L x 180P cm
  - Capri Elle 350L x 140P cm
  - Dakar 700L x 170P cm
  - Elba 450L x 180P cm
  - Grado 450L x 180P cm
  - Ischia 700L x 200P cm
  - Selene 450L x 180P cm
- Fixation au mur ou au plafond
- Actionnement manuel ou motorisé
- Lambrequin standard
- Store corbeille différent dans les dimensions et le design

**OPTIONAL**

- Capteurs de luminosité, pluie et vent
- Auvent
- Inscriptions, décorations et logos

ES

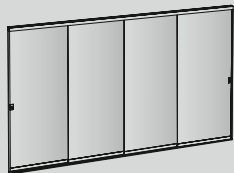
**CARACTERÍSTICAS TÉCNICAS**

- Toldos de capota
- Modelos: Capri, Capri Elle, Dakar, Elba, Grado, Ischia, Selene
- Medidas máximas:
  - Capri 700L x 180P cm
  - Capri Elle 350L x 140P cm
  - Dakar 700L x 170P cm
  - Elba 450L x 180P cm
  - Grado 450L x 180P cm
  - Ischia 700L x 200P cm
  - Selene 450L x 180P cm
- Fijación a pared o al techo
- Movimentación manual o con motor
- Volante de serie
- Toldo de capota difieren en medidas y diseño

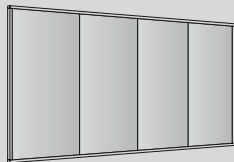
**OPTIONAL**

- Sensores de luz, lluvia y viento
- Tejadillo
- Escrituras, decoraciones, logos

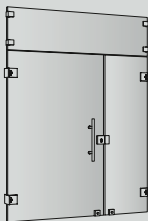
## GLASS SERIES



**SLIDE GLASS 60**



**FIX GLASS**



**DOOR GLASS**

IT

### CARATTERISTICHE TECNICHE

- Slide Glass 60:
  - Chiusure scorrevoli su binari in vetro temprato molato a filo lucido con spessore 10-12 mm
  - Dimensioni: L max 1040 cm, H max 300 cm
  - Profili perimetrali e guide in alluminio
  - Guarnizione di tenuta all'acqua e all'aria
  - Movimentazione silenziosa grazie ai cuscinetti rivestiti in Delrin
- Fix Glass:
  - Pannelli fissi in vetro temprato molato a filo lucido con spessore 10-12 mm
  - Dimensioni: L max 1000 cm, H max 300 cm
  - Profili perimetrali in alluminio
- Door Glass:
  - Porta a battente in vetro temprato molato a filo lucido senza profili perimetrali con spessore 10-12 mm
  - Dimensioni: L max 100 cm, H max 300 cm
  - Sono possibili diverse configurazioni per dimensioni fino L max 200 cm (porta singola/doppia/con pannello fisso)

EN

### TECHNICAL FEATURES

- Slide Glass 60:
  - Sliding closures on rails made of 10-12 mm-thick tempered cut glass polished edge
  - Dimensions: L max 1040 cm, H max 300 cm
  - Aluminium perimeter profiles and rails
  - Water- and air-tightness gasket
  - Silent movement thanks to Delrin-coated bearings
- Fix Glass:
  - Fixed panels made of 10-12 mm thick tempered cut glass polished edge
  - Dimensions: L max 1000 cm, H max 300 cm
  - Aluminium perimeter profiles
- Door Glass:
  - Hinged door in tempered cut glass polished edge without perimeter profiles, 10-12 mm thick
  - Dimensions: L max 100 cm, H max 300 cm
  - Different configurations are possible for dimensions up to L max 200 cm (single/double door/with fixed panel)

DE

**TECHNISCHE EIGENSCHAFTEN**

- Slide Glass 60:
  - Schiebetüren auf Schienen aus 10-12 mm gehärtetem Glas mit Glanzschliff
  - Schriftgröße: L max 1040 cm, H max 300 cm
  - Umlaufende Profile und Aluminiumschienen
  - Wasser- und luftdichte Abdichtung
  - Geräuschlose Bewegung dank Delrin-beschichteter Lager
- Fix Glass:
  - Feste Paneele aus 10-12 mm dickem gehärtetem Glas mit Glanzschliff
  - Abmessungen: L max 1000 cm, H max 300 cm
  - Umlaufende Aluminiumprofile
- Door Glass:
  - Flügeltür aus gehärtetem Glas mit Glanzschliff ohne umlaufende Profile, 10-12 mm dick
  - Abmessungen: L max 100 cm, H max 300 cm
  - Verschiedene Konfigurationen sind möglich für Abmessungen bis zu L max 200 cm (Einzel-/Doppeltür/mit Oberlicht)

FR

**CARACTÉRISTIQUES TECHNIQUES**


- Slide Glass 60:
  - Fermetures coulissantes sur rails en verre trempé à bords polis de 10-12 mm d'épaisseur
  - Dimensions: L max 1040 cm, H max 300 cm
  - Profils périmétriques et rails en aluminium
  - Joint d'étanchéité à l'eau et à l'air
  - Mouvement silencieux grâce aux paliers recouverts de Delrin
- Fix Glass:
  - Panneaux fixes en verre trempé à bords polis de 10-12 mm d'épaisseur
  - Dimensions: L max 1000 cm, H max 300 cm
  - Profils périmétriques en aluminium
- Door Glass:
  - Porte battante en verre trempé à bords polis sans profils périmétriques, épaisseur 10-12 mm
  - Dimensions: L max 100 cm, H max 300 cm
  - Différentes configurations sont possibles pour des dimensions jusqu'à L max 200 cm (porte simple/double/avec panneau fixe)

ES

**CARACTERÍSTICAS TÉCNICAS**

- Slide Glass 60:
  - Cierres deslizantes sobre raíles de cristal templado rectificado hasta el borde pulido en 10 o 12 mm de espesor
  - Medidas: L max 1040 cm, H max 300 cm
  - Perfiles perimetrales y guías de aluminio
  - Junta de estanqueidad al agua y al aire
  - Movimentación silenciosa gracias a los rodamientos revestidos de Delrin
- Fix Glass:
  - Paneles fijos de cristal templado rectificado hasta el borde pulido en 10 o 12 mm de espesor
  - Medidas: L max 1000 cm, H max 300 cm
  - Perfiles perimetrales de aluminio
- Door Glass:
  - Puerta abatible de cristal templado rectificado hasta el borde pulido sin perfiles perimetrales en 10 o 12 mm de espesor
  - Medidas: L max 100 cm, H max 300 cm
  - Son posibles diferentes configuraciones para medidas de hasta L max 200 cm (puerta simple/doble/con panel fijo)

**PEDANE  
PLATFORMS  
UNTERBAUTEN  
PLATEFORMES  
PLATAFORMAS**



IT

**CARATTERISTICHE TECNICHE**

- Pedana in alluminio strutturalmente integrata in un corpo unico con alcune delle pergole Pratic con montanti 15 x 15 cm o 10 x 15 cm
- Realizzabile in diverse configurazioni e dimensioni
- Montanti collocabili in tre posizioni: angolare, intermedio o interno pedana
- Sistema modulare per la compensazione dei dislivelli con martinetti
- Scarico dell'acqua dai montanti sotto il rivestimento calpestabile

**OPTIONAL**

- Glass Series: vetrate perimetrali panoramiche
- Illuminazione: LED Line perimetrali con luce bianca o RGB (bianco incluso)

EN

**TECHNICAL FEATURES**

- Aluminum platform fully integrated into some of Pratic pergolas with uprights 15 x 15 cm or 10 x 15 cm
- Feasible in several configurations and dimensions
- Uprights can be placed in three positions: corner position, intermediate position or on the inside of the platform
- Modular system for unevenness compensation with jacks
- Water drainage from the uprights underneath the floor covering

**OPTIONAL**

- Glass Series: panoramic perimeter glass walls
- Lighting: perimeter LED Line with white or RGB light (white included)

SET

DE

**TECHNISCHE EIGENSCHAFTEN**

- Vollständig in einige Pergolen von Pratic mit Pfosten 15 x 15 cm oder 10 x 15 cm integrierte Aluminiumunterbau
- In verschiedenen Konfigurationen und Abmessungen herstellbar
- Steher, die in drei Positionen positioniert werden können: eckige Position, mittlere Position oder auf der Innenseite des Unterbaus
- Modulares System zum Ausgleich der Höhenunterschiede mit Winden
- Wasserablauf aus den Stehern unter dem Bodenbelag

**OPTIONAL**

- Glass Series: umlaufende panoramische Glaswände
- Beleuchtung: umlaufende LED Line mit weißem oder RGB Licht (einschließlich weiß)

FR

**CARACTÉRISTIQUES TECHNIQUES**

- Plateforme en aluminium intégrée structurellement dans des modèles de pergolas Pratic avec montants 15 x 15 cm o 10 x 15 cm
- Réalisable dans plusieurs configurations et dimensions
- Les montants peuvent être placés en trois positions : angulaire, intermédiaire ou à l'intérieur de la plateforme
- Système modulaire pour combler les dénivellations avec plots à vérin
- Évacuation d'eau des montants audessous de la surface piétonnable

**OPTIONAL**

- Glass Series : vitraux périmétriques panoramiques
- Éclairage : lumières LED Line périmétriques avec lumière blanche ou RGB (blanc inclus)

ES

**CARACTERÍSTICAS TÉCNICAS**

- Plataforma de aluminio estructuralmente integrada en un único cuerpo con algunas de las pérgolas Pratic con pilares de 15 x 15 cm o 10 x 15 cm
- Disponible en diferentes configuraciones y tamaños
- Los montantes pueden colocarse en tres posiciones: esquina, plataforma intermedia o interna
- Sistema modular de compensación de nivel con gatos
- Drenaje de agua de los montantes bajo la cubierta transitable

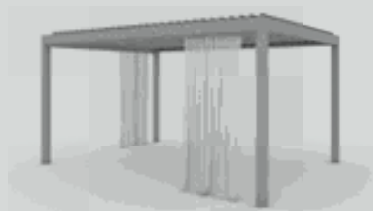
**OPTIONAL**

- Glass Series: ventanas perimetrales panorámicas
- Iluminación: LED Line perimetral con luz blanca o RGB (blanca incluida)

## LIVING SERIES



**MOD-LINES**



**DRAPES**

IT

### CARATTERISTICHE TECNICHE

- Mod-Lines:
  - Sistema a giorno modulabile in alluminio
  - Moduli configurabili con accessori quali ripiani in alluminio o vetro, ripiani con LED, cassetti e moduli a giorno
  - Dimensioni: L moduli da 60, 80 o 100 cm, H max 280 cm
  - Fissaggio a soffitto o a parete
- Drapes:
  - Tende morbide scorrevoli con funzione estetica per arricchire il design del prodotto
  - Dimensioni: L max 700 cm, H max 280 cm
  - Confezionamento del tessuto a filo o in appoggio a pavimento (~5 cm)
  - Drappo singolo o doppio
  - Installazione a soffitto

EN

### TECHNICAL FEATURES

- Mod-Lines:
  - Modular open shelving system made of aluminium
  - Modules can be customized with accessories such as shelves made of aluminium or glass, shelves with LEDs, drawers and open units
  - Dimensions: L modules of 60, 80 or 100 cm, H max 280 cm
  - Wall or ceiling fixing
- Drapes:
  - Soft sliding curtains with an aesthetic function to enhance product design
  - Dimensions: L max 700 cm, H max 280 cm
  - Confectioning of the fabric either flush or on the floor (~5 cm)
  - Single or double drape
  - Ceiling mounting

DE

**TECHNISCHE EIGENSCHAFTEN**

- Mod-Lines:
  - Modulares offenes Regalsystem aus Aluminium
  - Mit Zubehör bzw. Regalen aus Aluminium oder Glas, Regalen mit LEDs, Schubladen und offenen Elemente gestaltbaren Einheiten
  - Abmessungen: L Einheiten von 60, 80 oder 100 cm, H max 280 cm
  - Wand- oder Deckenbefestigung
- Drapes:
  - Weiche Schiebevordänge mit einer ästhetischen Funktion zur Aufwertung des Produktdesigns
  - Abmessungen: L max 700 cm, H max 280 cm Anfertigung des Gewebes bodenbündig oder aufliegend auf dem Boden (~5 cm)
  - Einzel- oder Doppel-Gardine
  - Deckenmontage

FR

**CARACTÉRISTIQUES TECHNIQUES**

- Mod-Lines:
  - Système ouvert modulable en aluminium
  - Modules configurables avec accessoires tels que étagères en aluminium ou en verre, étagères avec LED, tiroirs et modules ouverts
  - Dimensions: L modules de 60, 80 ou 100 cm, H max 280 cm
  - Fixation au plafond ou murale
- Drapes:
  - Rideaux doux coulissants avec fonction décorative pour rehausser le design du produit
  - Dimensions: L max 700 cm, H max 280 cm
  - Confection du tissu à fil sol ou à l'appui (~5 cm)
  - Drap simple ou double
  - Installation au plafond

ES

**CARACTERÍSTICAS TÉCNICAS**

- Mod-Lines:
  - Sistema modular abierto de aluminio
  - Módulos configurables con accesorios como estantes de aluminio o cristal, estantes con LED, cajones y módulos abiertos
  - Dimensiones: Módulos L 60, 80 o 100 cm, H máx 280 cm
  - Montaje en techo o pared
- Drapes
  - Suaves cortinas correderas con una función estética para enriquecer el diseño del producto
  - Dimensiones: Ancho máx 700 cm, Altura máx 280 cm
  - Tejido enrasado o apoyado en el suelo (~5 cm)
  - Cortinas simples o dobles
  - Instalación en el techo



**BREVETTI  
PATENTS  
PATENTE  
BREVETS  
PATENTES**



PATENTED  
**POWER  
SPRING  
SYSTEM**



EUROPEAN PATENT  
**MAGNETIC  
LOCK  
SYSTEM**



PATENTED  
**WATER  
BLOCK**



PATENTED  
**MOTOR  
SAFETY  
BOX**



PATENTED  
**DROP  
SAVER**



PATENTED  
**CLIC  
SYSTEM**



PATENTED  
**FLEXCONTROL**

**IT**

**POWER SPRING SYSTEM**

Power Spring System (PSS) è un sistema unico e innovativo di Pratic che attraverso molle a gas consente il tensionamento del tessuto in modo costante ed omogeneo in qualsiasi posizione il telo venga fermato

**MAGNETIC LOCK SYSTEM**

MLS è il primo brevetto europeo di Pratic disponibile per le tende a caduta guidate da cavi che permette il costante tensionamento del telo della tenda anche in presenza di brezze sostenute

**ACQUA BLOCK**

La gronda basculante evita la vaporizzazione di acqua all'interno della struttura in caso di pioggia

**SAFETY BOX**

Sistema di motorizzazione con comando radio integrato. Garantisce un perfetto tensionamento del telo

**SALVAGOCCIA**

Sistema che riduce le infiltrazioni di acqua laterali in caso di vento e pioggia

**CLIC SYSTEM**

Sistema a scatto che semplifica l'installazione del telo

**FLEXCONTROL**

Unico e brevettato, Flexcontrol è il dispositivo che si avvale di uno speciale cuscinetto elastico (elastomero), posizionato nella staffa portabraccio che si comprime e decomprime assorbendo le sollecitazioni del vento

**EN**

**POWER SPRING SYSTEM**

Power Spring System (PSS) is the traction system of the canvas which, through gas springs, allows the tension of the fabric in a constant and homogeneous way in every position of the front profile

**MAGNETIC LOCK SYSTEM**

MLS is Pratic's first European patent available for cable-guided drop awnings, which allows constant tensioning of the fabric even in strong breezes

**ACQUA BLOCK**

The tilting gutter prevents water from steaming inside the structure in case of rain

**SAFETY BOX**

Motorisation system with integrated radio control. It guarantees perfect tensioning of the canvas

**DROP-CATCHER**

System that reduces lateral water infiltration in case of wind and rain

**CLIC SYSTEM**

Snap-on system that simplifies the installation of the canvas

**FLEXCONTROL**

Unique and patented, Flexcontrol is the device that uses a special elastic bearing (elastomer), positioned in the arm supporting bracket that compresses and decompresses by absorbing wind stress

DE

**POWER SPRING SYSTEM**

Power Spring System (PSS) ist ein einzigartiges und innovatives System von Pratic, das mit Hilfe von Gasfedern eine konstante und gleichmäßige Spannung des Tuches in jeder Position ermöglicht, in der das Tuch angehalten wird

**MAGNETIC LOCK SYSTEM**

MLS ist das erste europäische Patent von Pratic für seilgeführte Fallmarkisen, das ein konstantes Spannen des Markisentuch auch bei anhaltendem Wind ermöglicht

**ACQUA BLOCK**

Die schwenkbare Rinne verhindert, dass das Wasser bei Regen in das Innere der Struktur dringt

**SAFETY BOX**

Motorisierungssystem mit integrierter Funkfernbedienung. Garantiert ein perfektes Spannen des Tuchs

**TROPFENFÄNGER**

System, das die seitliche Wasserinfiltration bei Wind und Regen reduziert

**CLIC SYSTEM**

Schnappsystem, das die Installation des Tuchs vereinfacht

**FLEXCONTROL**

Flexcontrol ist ein einzigartiges und patentiertes Gerät, das ein spezielles elastisches Lager (Elastomer) verwendet, das in der Armhalterung positioniert ist und sich durch Absorption der Windbelastung zusammenzieht und dekomprimiert

FR

**POWER SPRING SYSTEM**

Power Spring System (PSS) est le système de tension de la toile qui utilise des ressorts à gaz pour permettre une tension constante et régulière de la toile dans toutes les positions de la barre de charge

**MAGNETIC LOCK SYSTEM**

MLS est le premier brevet européen de Pratic disponible pour les stores à câbles, qui permet une tension constante de la toile du store, même en cas de forte brise

**ACQUA BLOCK**

La gouttière basculante empêche l'eau de s'infiltrer à l'intérieur de la structure en cas de pluie

**SAFETY BOX**

Système de motorisation avec radiocommande intégrée. Il garantit une tension parfaite de la toile

**SAUVE-GOUTTE**

Système qui réduit les infiltrations latérales d'eau en cas de vent et de pluie

**CLIC SYSTEM**

Système à enclenchement qui simplifie l'installation de la toile

**FLEXCONTROL**

Unique et breveté, Flexcontrol est un dispositif qui utilise un palier élastique spécial (élastomère), placé dans le support du bras, qui se comprime et se décompresse en absorbant les contraintes du vent

ES

**POWER SPRING SYSTEM**

Power Spring System (PSS) es un sistema único e innovador de Pratic que utiliza muelles de gas para tensionar la lona de manera constante y uniforme en cualquier posición en la que se detenga

**MAGNETIC LOCK SYSTEM**

MLS es la primera patente europea de Pratic disponible para toldos colgantes guiados por cable, que permite una tensión constante de la lona del toldo incluso con brisas fuertes

**ACQUA BLOCK**

El canalón basculante evita que el agua se vierta al interior de la estructura en caso de lluvia

**SAFETY BOX**

Système de motorisation avec radiocommande intégrée. Il garantit une tension parfaite de la toile

**ANTIGOTEO**

Sistema que reduce las infiltraciones laterales de agua en caso de viento y lluvia

**CLIC SYSTEM**

Sistema de encaje a presión que simplifica la instalación de la lona

**FLEXCONTROL**

Único y patentado, Flexcontrol es el dispositivo que utiliza un cojinete elástico especial (elastómero), colocado en el soporte del brazo, que se comprime y descomprime absorbiendo la tensión del viento



# Luce. Ombra. Eccellenza. *Light. Shade. Excellence.*

Per rispondere ai nuovi bisogni di comfort e al desiderio di vivere open air è fondamentale una gestione evoluta di tutti i processi. Le pergole e le tende di design Pratic sono progettate e realizzate in Italia, attraverso un ciclo produttivo che si sviluppa all'interno dell'azienda e con l'impiego prevalente di energia autoprodotta.

Ogni lavorazione è organizzata secondo i principi dell'industria 4.0 per un controllo totale di qualità e performance, dall'ingresso della materia prima fino al prodotto finito pronto per la spedizione, con un approccio sistematico per la riduzione di sprechi e immissioni.

*An advanced management approach to all processes is essential to meet the evolving comfort needs and the desire for open-air living. Pratic's elegant pergolas and awnings are meticulously designed and crafted in Italy using an in-house production cycle that for the most part makes use of self-generated energy.*

*Each stage of the manufacturing process follows the principles of Industry 4.0, ensuring comprehensive control over quality and performance. From the arrival of raw materials to the final product ready for shipping, a systematic approach is implemented to minimize waste and emissions.*

## Consulenza e progettazione *Consultancy and Design*

Dare vita a uno spazio outdoor presuppone competenza tecnica e capacità di immaginare ciò che ancora non esiste, modellarlo sulle esigenze del committente e trasformarlo in qualcosa di unico. Ogni soluzione Pratic è realizzata con una progettazione ad hoc, capace di inserirsi in contesti architettonici e naturali anche complessi, e valutazioni puntuali di tutte le fasi esecutive.

*Bringing an outdoor space to life requires technical expertise and the ability to envision something that does not yet exist, molding it to meet the client's needs and transforming it into something unique. Every Pratic solution is developed through customized design that seamlessly integrates into complex architectural and natural settings, and with meticulous attention to every execution stage.*





## Design e tecnologia *Design and Technology*

Dettagli unici definiscono da sempre Pratic: sono le linee pulite che sanno esaltare la bellezza di spazi privati e pubblici, le superfici lavorate e verniciate per essere perfettamente lisce e resistenti agli agenti atmosferici, le soluzioni per nascondere alla vista le componenti di funzionamento. Qualità di un design ricercato, distintivo, made in Italy.

*Unique details have always been the hallmark of Pratic: clean lines that enhance the beauty of both private and public spaces, meticulously crafted and weather-resistant surfaces, and solutions that discreetly conceal operational components. These qualities give life to a refined and distinctive Made in Italy design.*



## Personalizzazione *Customization*

Le pergole e le tende di design Pratic possono essere personalizzate con complementi confortevoli e optional per ottenere illuminazione, privacy e protezione. I processi produttivi e le tecnologie evolute, unite alla consulenza esperta, permettono di personalizzare dimensioni e configurazioni, come anche di scegliere finiture di pregio e vernici atossiche con una palette colori semplicemente unica.

*Pratic's signature pergolas and awnings can be personalized with comfortable accessories and optional features to achieve desired lighting, privacy, and protection levels. Advanced manufacturing processes and cutting-edge technologies, coupled with expert consultancy, enable the customization of size and configuration. Premium finishes and non-toxic paints are available in a vast color palette.*

## Industria 4.0 *Industry 4.0*

Conoscere Pratic “da dentro” è un’esperienza. Una smart factory in cui digitalizzazione e tecnologia sono al centro della produzione, i dati vengono raccolti e analizzati per un miglioramento continuo delle prestazioni, i componenti fisici e virtuali sono interconnessi, ogni risorsa è impiegata in maniera efficace ed efficiente. La straordinaria sensazione di attraversare un impeccabile atelier in cui prende forma una nuova vita outdoor.

*Getting to know Pratic “from the inside” is an extraordinary experience. It is a smart factory where digitalization and technology take center stage in production. Data are continuously collected and analyzed to improve performance, and physical and virtual elements are interconnected. Every resource is used effectively and efficiently. Walking through this impeccable atelier, where a new concept of outdoor living takes shape, is awe-inspiring.*








## Colori base *Basic colours*

---




**Ral 9010 Bianco semilucido**  
**Ral 9010 White semi-gloss**

Liscio opaco  
*Superdurable smooth matte*




**Ral 9006 Grigio sablè**  
**Ral 9006 Grey sand**

Materico opaco  
*Superdurable matte fine textured*




**Ral 9016 Bianco sablè**  
**Ral 9016 White sand**

Materico opaco  
*Superdurable matte fine textured*




**Ral 9006 Alluminio brillante opaco**  
**Ral 9006 Bright aluminium matte**

Metallizzato liscio opaco  
*Superdurable metallic smooth matte*



**Ral 1013 Avorio sablè**  
**Ral 1013 Ivory sand**

Materico opaco  
*Superdurable matte fine textured*



**Grigio Ferro**  
**Iron Grey**

Materico metallizzato opaco  
*Superdurable metallic matte fine textured*



**Ral 1013 Avorio semilucido**  
**Ral 1013 Ivory semi-gloss**

Liscio opaco  
*Superdurable smooth matte*




**Corten**  
**Corten**

Materico metallizzato opaco  
*Superdurable metallic matte fine textured*

# Colori Tiger Coating Colours Class 2

## *Tiger Coating Colours Class 2 Colours*

---




**Grigio vulcano**  
**Volcano grey**  
68/71764

Materico opaco  
*Superdurable matte*  
*fine textured*



**Grafite**  
**Blackboard**  
68/70703

Liscio opaco  
*Superdurable smooth*  
*matte*



**Crema**  
**Cream**  
68/10086

Liscio opaco  
*Superdurable smooth*  
*matte*




**Antracite**  
**Charcoal grey**  
68/70190

Materico opaco  
*Superdurable matte*  
*fine textured*



**Grigio Londra**  
**London grey**  
68/70765

Metallizzato liscio  
opaco  
*Superdurable metallic*  
*smooth matte*




**Avorio**  
**Ivory**  
68/15151

Materico metallizzato  
opaco  
*Superdurable metallic*  
*matte fine textured*




**Grigio pepe**  
**Pepper grey**  
68/71425

Metallizzato liscio  
opaco  
*Superdurable metallic*  
*smooth matte*




**Gentleman blue**  
**Gentleman blue**  
68/70231

Materico opaco  
*Superdurable matte*  
*fine textured*




**Cocco**  
**Coconut**  
68/10259

Materico opaco  
*Superdurable matte*  
*fine textured*




**Grigio urbano**  
**Urban grey**  
68/71428

Metallizzato liscio  
opaco  
*Superdurable metallic*  
*smooth matte*




**Grigio smoking**  
**Smoking grey**  
68/70128

Materico opaco  
*Superdurable matte*  
*fine textured*



**Neve**  
**Snow**  
68/10332

Materico opaco  
*Superdurable matte*  
*fine textured*




**Grigio polvere**  
**Dust grey**  
68/71409

Liscio opaco  
*Superdurable smooth*  
*matte*



**Grigio perla**  
**Pearl grey**  
68/90179

Metallizzato liscio  
opaco  
*Superdurable metallic*  
*smooth matte*



**Cioccolato dark**  
**Dark chocolate**  
68/60629

Materico opaco  
*Superdurable matte*  
*fine textured*




**Sabbia**  
**Sand grey**  
68/71415

Metallizzato liscio  
opaco  
*Superdurable metallic*  
*smooth matte*




**Verde agrifoglio**  
**Holly green**  
68/72045

Materico opaco  
*Superdurable matte*  
*fine textured*



**Espresso**  
**Espresso**  
68/60620

Materico metallizzato  
opaco  
*Superdurable metallic*  
*matte fine textured*




**Tortora**  
**Dove grey**  
68/71422

Materico metallizzato  
opaco  
*Superdurable metallic*  
*matte fine textured*




**Verde oliva**  
**Olive green**  
68/72039

Materico opaco  
*Superdurable matte*  
*fine textured*




**Castagna**  
**Chestnut**  
68/60618

Materico opaco  
*Superdurable matte*  
*fine textured*




**Nocciola**  
**Hazelnut**  
68/15119

Liscio opaco  
*Superdurable smooth*  
*matte*




**Verde creta**  
**Crete green**  
68/50251

Metallizzato liscio  
opaco  
*Superdurable metallic*  
*smooth matte*



**Moka**  
**Moka**  
68/72016

Metallizzato liscio  
opaco  
*Superdurable metallic*  
*smooth matte*



**Champagne**  
**Champagne**  
68/90341

Metallizzato liscio  
opaco  
*Superdurable metallic*  
*smooth matte*



**Verde salvia**  
**Sage green**  
68/72014

Materico opaco  
*Superdurable matte*  
*fine textured*




**Cannella**  
**Cinnamon**  
68/60525

Materico metallizzato  
opaco  
*Superdurable metallic*  
*matte fine textured*



**Greige**  
**Greige**  
68/90342

Materico metallizzato  
opaco  
*Superdurable metallic*  
*matte fine textured*



**Caramello**  
**Caramel**  
68/60486

Materico opaco  
*Superdurable matte*  
*fine textured*


RAL altro  
*Other RAL*

Parti plastiche  
*Plastic parts*


---




**Bianco**  
*White*




**Grigio**  
*Grey*



**Écru**  
*Écru*



**Grigio Ferro**  
*Iron Grey*



**Avorio**  
*Ivory*



**Corten**  
*Corten*

# Colori

## Colours

Ispirata ai toni intramontabili della natura, la palette Pratic si compone di oltre trenta colorazioni sviluppate insieme a prestigiosi studi di architettura e design. Nuances desaturate e capaci di integrarsi in ogni contesto, frutto di un processo di verniciatura certificato che Pratic realizza interamente in sede, con un impianto a basso impatto ambientale e senza l'utilizzo di composti volatili o inquinanti. Il pretrattamento dell'alluminio *Qualicoat Seaside* e le vernici di *Classe 2* preservano le strutture outdoor dai danni di salsedine, umidità e raggi UV, mantenendone a lungo la brillantezza del colore. E in tema di cromie, la verniciatura Pratic consente di ottenere qualsiasi sfumatura, per un outdoor unico e personale.

*Drawing inspiration from the timeless hues of nature, the Pratic color palette features a selection of over thirty hues developed in collaboration with renowned design and architectural studios. These desaturated tones can blend with any surrounding environment, thanks to a certified painting process performed entirely in-house by Pratic using a low environmental impact system, free from volatile or polluting compounds. Thanks to the Qualicoat Seaside aluminum pre-treatment and Class 2 paints, Pratic safeguards outdoor structures against the detrimental effects of saltwater, humidity, and UV rays, thus guaranteeing enduring bright colors. Pratic's exceptional painting technique allows for creating any desired color for a truly unique and personalized outdoor experience.*



**AkzoNobel**

**Interpon**  
POWDER COATINGS



# Tessuti

## *Fabrics*

Riparo dal sole e dal maltempo, privacy, comfort luminoso. Per ogni necessità di schermatura outdoor, Pratic propone la più avanzata collezione di tessuti, selezionati per le loro eccellenti qualità tecniche ed estetiche. I filati acrilici, in poliestere e in fibra di vetro consentono ampie possibilità di customizzazione sia nel colore che nel coefficiente di apertura dell'intreccio, con cui determinare l'apporto di luce, il grado di protezione UPF e la traspirabilità desiderati. Le soluzioni in PVC offrono invece una superficie impermeabile e disponibile in differenti cromie, come anche in versione totalmente oscurante o, al contrario, trasparente, per combinare la funzione di schermatura a una perfetta visibilità e a un comfort acustico superiore.

*Shelter from sun and bad weather, privacy and comfortable natural light. Pratic offers a veritable cutting-edge collection of fabrics, carefully chosen for their exceptional technical and aesthetic qualities, to meet every outdoor shading requirement. With a wide range of options, including acrylic, polyester and fiberglass yarns, there are abundant opportunities for customization in terms of colour and weave openness coefficient. This allows for precise control over the desired amount of light, UPF protection level and breathability. PVC solutions, instead, feature a waterproof surface, and are available in different colours as well as in fully darkening or transparent version, to offer a unique combination of shelter, uninterrupted visibility and superior acoustic comfort.*





## Tessuti Tessili *Textile Fabrics*

---

Con una trama acrilica o in poliestere appositamente trattata, i tessuti tessili offrono ottime performance di resistenza, sintetizzate in un filato sottile ed elegante. Il loro intreccio assicura la combinazione ideale di protezione termica, ombreggiatura e luminosità, quest'ultima variabile a seconda del colore scelto, per un comfort che contribuisce ad abbattere i consumi energetici.

*With a specifically coated acrylic or polyester weave, the textile fabrics offer outstanding wear-resistance performance, distilled in a fine, elegant yarn. Their weave embodies the ideal combination of thermal protection, shading and brightness. The latter varies according to the colour chosen, resulting in comfort that helps reducing energy consumptions.*

## Tessuti Filtranti *Filter Fabrics*

---

I tessuti filtranti in fibra di vetro permettono alla luce naturale di entrare, schermando i raggi UV fino al 95%. Visibilità verso l'esterno e privacy sono garantite da un raffinato intreccio di trama e ordito che si traduce in un'estetica ricercata e ottime prestazioni di resistenza contro trazioni, deterioramento, umidità e temperature estreme.

*Fiberglass filter fabrics allow natural light to enter while shielding from UV rays up to 95%. Visibility outwards and privacy are ensured by a polished weave of warp and weft, resulting in refined aesthetics and excellent resistance performance against tensile stress, damage, humidity and extreme temperatures.*

## Tessuti in PVC *PVC Fabrics*

---

Solidi e impermeabili, i tessuti in PVC della gamma Pratic sono la soluzione più efficace per ottenere riparo contro gli agenti atmosferici. Grazie alle loro caratteristiche di stabilità, consentono di realizzare coperture di grandi dimensioni, sfruttando differenti finiture: dalle versioni trasparenti e fumé, a quelle blackout totalmente oscuranti, passando per un'ampia gamma di sfumature.

*Solid and waterproof. Pratic's range of PVC fabrics is the most effective solution for providing shelter against any weather condition. Thanks to their high stability properties, they allow vast coverings to be achieved and are customizable in different finishes: from transparent and smoked versions, to fully darkening ones, including a wide array of shades.*







**PHOTO INSERT**

Fernando Guerra P. II - III  
Flavio Graffi P. IV - VII  
Javier Callejas P. I  
Luca Pavarin P. VIII

**PHOTO**

Area 51 Mauro Nicoletti P. 141  
Alfio Garozzo P. 56 - 59  
Arnaldo Di Vittorio P. 13 - 19, 156 - 157  
Eye Studio P. 180, 183  
Flavio Graffi P. 44 - 49, 128 - 133, 136 - 139, 145 - 147, 156, 174, 184, 186,  
188 - 191, 194, 266, 270, 280, 282 - 283  
Gionata Smerghetto P. 38 - 41, 183  
Giovanni De Sandre P. 68 - 69, 155  
Helena Nord P. 54 - 55  
Ivan Rossi P. 50 - 53, 63 - 67, 156, 158 - 160, 182  
Lorenzo Crasnich P. 98 - 99  
Silvan Bucher P. 148 - 151  
Tassotto&Max P. 134 - 135, 175, 192, 268 - 272, 278

**RENDERING**

Nerokubo P. 20 - 23, 30 - 37, 42 - 43, 70 - 77, 105 - 113, 125 - 127, 138, 161,  
165 - 167, 171 - 173, 179 - 181, 185, 187  
Operaventuno P. 81 - 85, 89 - 97, 184, 195  
Segno progetto P. 115  
Superresolution P. 24 - 29, 193

**ILLUSTRATIONS**

Giancarlo De Petris



**COPYWRITING**  
Carter&Bennett

**ENGLISH TRANSLATION**  
Chiara Poletti

**GRAPHIC DESIGN**  
Designwork

**PRINTING**  
Grafiche Filacorda

ED.1

**pratic**

A StellaGroup Company

Pratic S.p.A. a socio unico

Via A.Tonutti 80/90  
33034 Fagagna (UD), Italy  
+39 0432638311  
pratic@pratic.it

pratic.it

© Tutti i diritti riservati  
Tutti i contenuti di questo catalogo, compresi testi, marchi, immagini, grafica, la loro disposizione e i loro adattamenti sono di proprietà di Pratic S.p.A. e sono protetti da copyright. È vietata la copia e la riproduzione dei contenuti in qualsiasi forma se non autorizzata espressamente da Pratic S.p.A.


Le informazioni contenute nel presente catalogo potranno subire delle variazioni a fronte della messa a punto dei prodotti.

© All rights reserved  
All the contents of this catalogue, including texts, trademarks, images, graphics, their arrangement and adaptations are property of Pratic S.p.A. and are protected by copyright. It is forbidden to copy and reproduce the contents in any form unless expressly authorized by Pratic S.p.A.

The information contained in this catalogue may be subject to variations due to the development of the products.







**pratic**

open air culture